

"I am pleased to present the latest ICT statistics. The new figures show that, by the end of 2014, there will be almost 3 billion Internet users, two-thirds of them coming from the developing world, and that the number of mobile-broadband subscriptions will reach 2.3 billion globally. Fifty-five per cent of these subscriptions are expected to be in the developing world.

Behind these numbers and statistics are real human stories. The stories of people whose lives have improved thanks to ICTs. Our mission is to bring ICTs into the hands of ordinary people, wherever they live. By measuring the information society, we can track progress, or identify gaps, towards achieving socio-economic development for all."

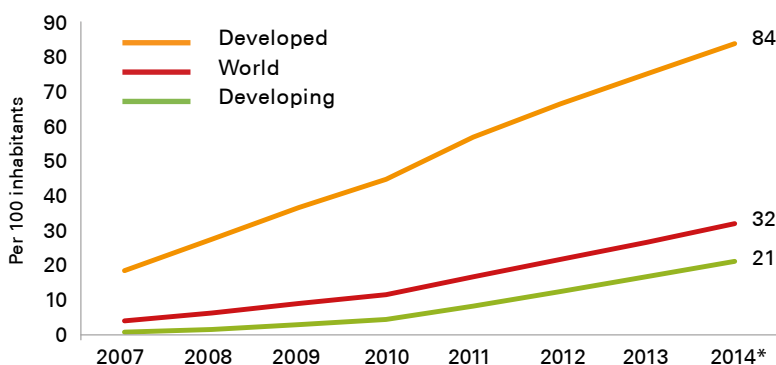
Brahima Sanou, Director of the ITU Telecommunication Development Bureau



MOBILE-BROADBAND UPTAKE CONTINUES TO GROW AT DOUBLE-DIGIT RATES

The number of mobile-broadband subscriptions reaches 2.3 billion, with 55% of them in developing countries

Active mobile-broadband subscriptions per 100 inhabitants, 2007-2014*



Note: * Estimate

Source: ITU World Telecommunication/ICT Indicators database

Globally, mobile-broadband penetration will reach **32%** by end 2014 – almost double the penetration rate just three years earlier (2011) and four times as high as five years earlier (2009).

In developed countries, mobile-broadband penetration will reach **84%**, a level four times as high as in developing countries (**21%**).

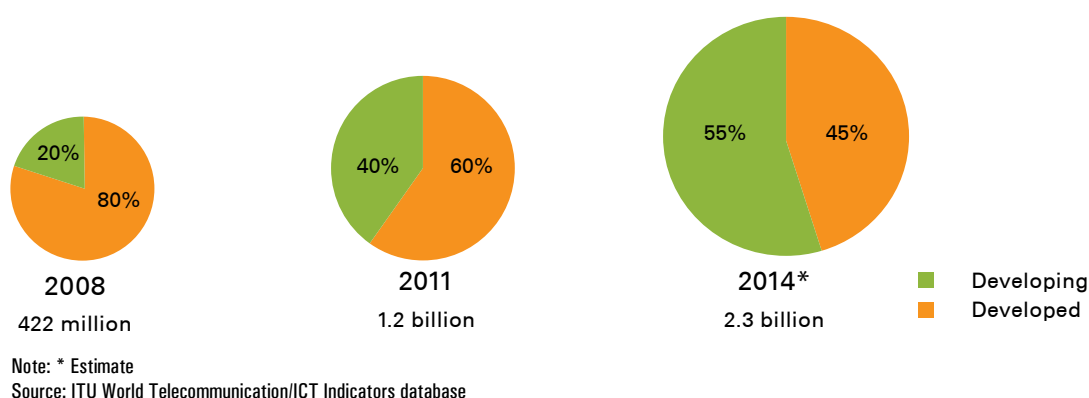
Mobile broadband remains the fastest growing market segment, with continuous double-digit growth rates in 2014. Mobile broadband is growing fastest in developing countries, where 2013/2014 growth rates are expected to be twice as high as in developed countries (**26%** compared with **11.5%**).

By end 2014, the number of mobile-broadband subscriptions will reach **2.3 billion** globally, almost 5 times as many as just six years earlier (in 2008).

AFRICA LEADS IN MOBILE-BROADBAND GROWTH

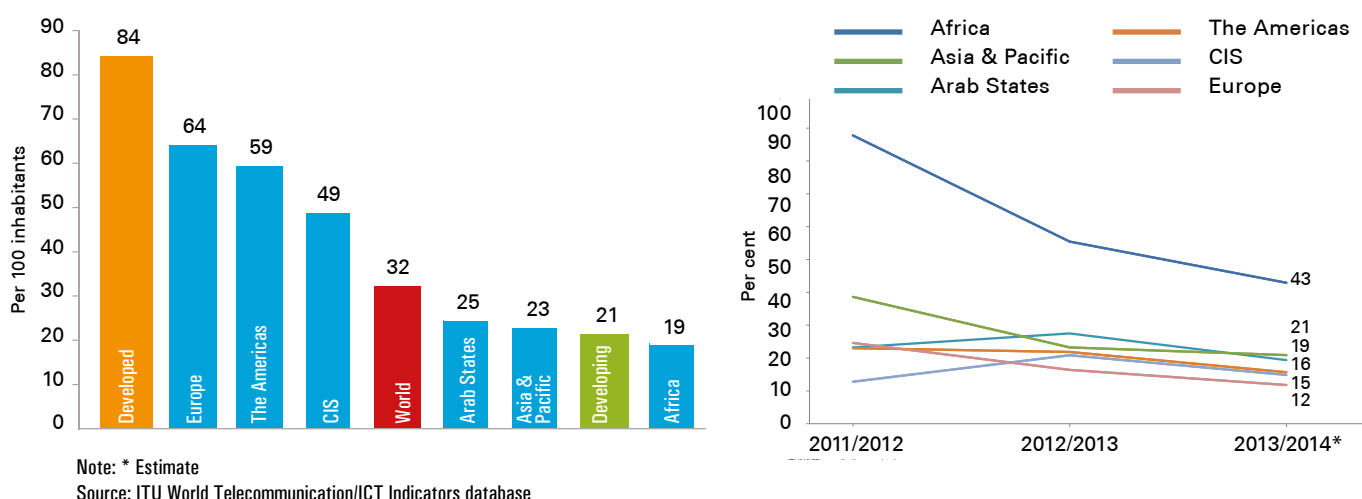
Mobile-broadband penetration in Africa reaches close to 20% in 2014, up from 2% in 2010

Share of active mobile-broadband subscriptions, by level of development (2008, 2011, 2014*)



By end 2014, **55%** of all mobile-broadband subscriptions are expected to be in the developing world, compared with only **20%** in 2008.

Active mobile-broadband subscriptions by region, 2014* and growth rates, 2011-2014*



Mobile-broadband penetration levels are highest in Europe (**64%**) and the Americas (**59%**), followed by the Commonwealth of Independent States (CIS) (**49%**), the Arab States (**25%**), Asia-Pacific (**23%**) and Africa (**19%**).

The Americas region, with the second highest penetration levels, will be home to more than half a billion mobile-broadband subscriptions by end 2014, and the growth rate will remain above **15%**.

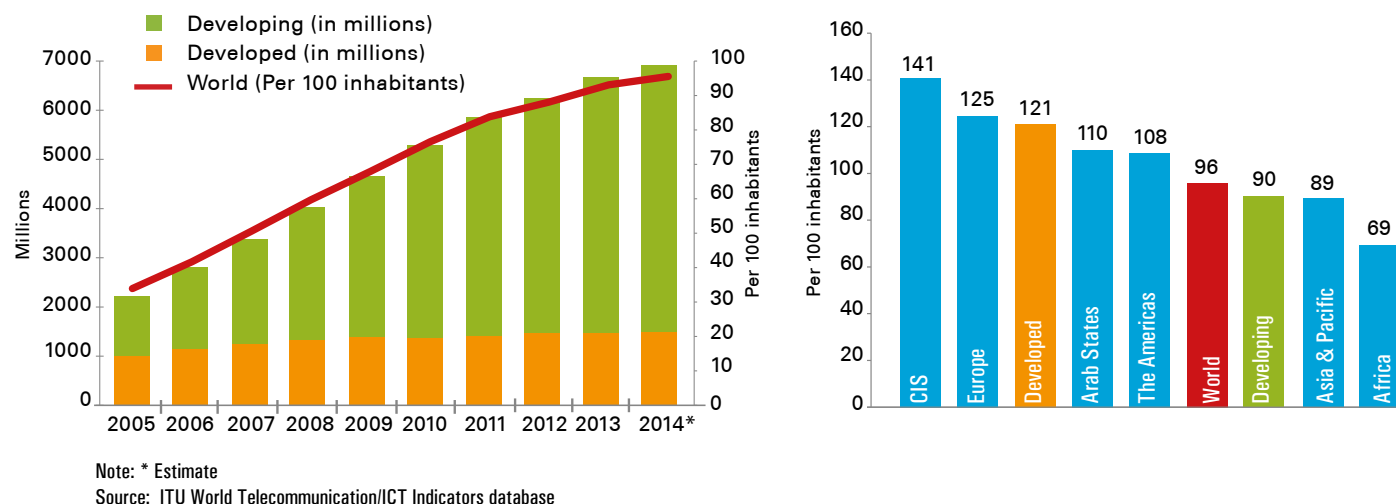
Although by the end of 2014 Asia-Pacific will be home to close to **1 billion** mobile-broadband subscriptions, the region's penetration rate lags behind other regions, including the Arab States and CIS.

All regions continue to show double-digit growth rates but Africa stands out with a growth rate of over **40%** – twice as high as the global average. By end 2014, mobile-broadband penetration in Africa will have reached almost **20%**, up from less than **2%** four years earlier.

ALMOST 7 BILLION MOBILE-CELLULAR SUBSCRIPTIONS WORLDWIDE

The developing countries are home to more than three quarters of all mobile-cellular subscriptions

Mobile-cellular subscriptions, total and per 100 inhabitants, 2005-2014*, and by region, 2014*



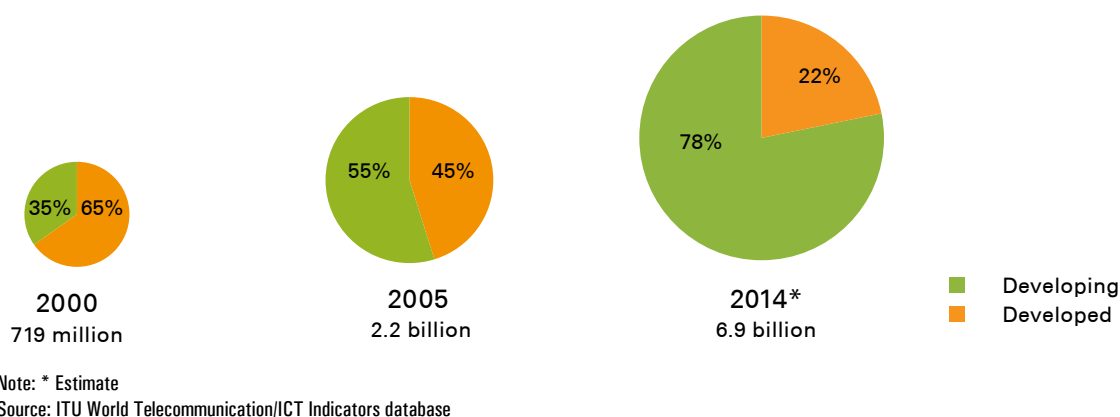
The number of mobile-cellular subscriptions worldwide is approaching the number of people on earth. Mobile-cellular subscriptions will reach almost **7 billion** by end 2014, corresponding to a penetration rate of **96%**. More than half of these (**3.6 billion** subscriptions) will be in the Asia-Pacific region.

In developing countries, mobile-cellular penetration will reach **90%** by end 2014, compared with **121%** in developed countries.

Mobile-cellular growth rates have reached their lowest-ever level (of **2.6%** globally), indicating that the market is approaching saturation levels. The continuous increase in mobile-cellular subscriptions is mostly due to growth in the developing world: penetration in developing countries continues to grow twice as much as in developed countries (**3.1%** compared with **1.5%**, respectively, in 2014).

Africa and Asia and the Pacific, where penetration will reach **69%** and **89%**, respectively, by end 2014, are the regions with the strongest mobile-cellular growth (and the lowest penetration rates). Penetration rates in the CIS countries, Arab States, the Americas and Europe have reached levels above **100%** (since 2012) and are expected to grow at less than **2%** in 2014.

Share of mobile-cellular subscriptions, by level of development (2000, 2005, 2014*)

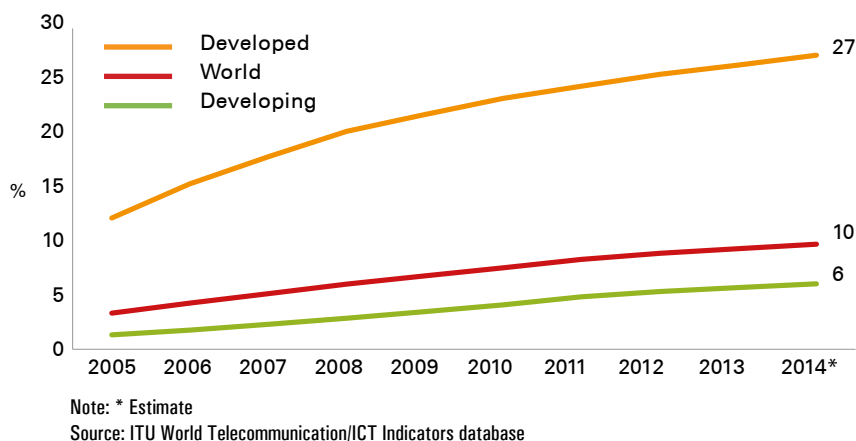


The developing countries' share continues to increase and by end 2014, the number of mobile-cellular subscriptions in the developing world will account for **78%** (or more than three-quarters) of the world's total.

FIXED-BROADBAND GROWTH SLOWING DOWN IN DEVELOPING COUNTRIES

44% of all fixed-broadband subscriptions are in Asia-Pacific, compared with only 0.5% in Africa

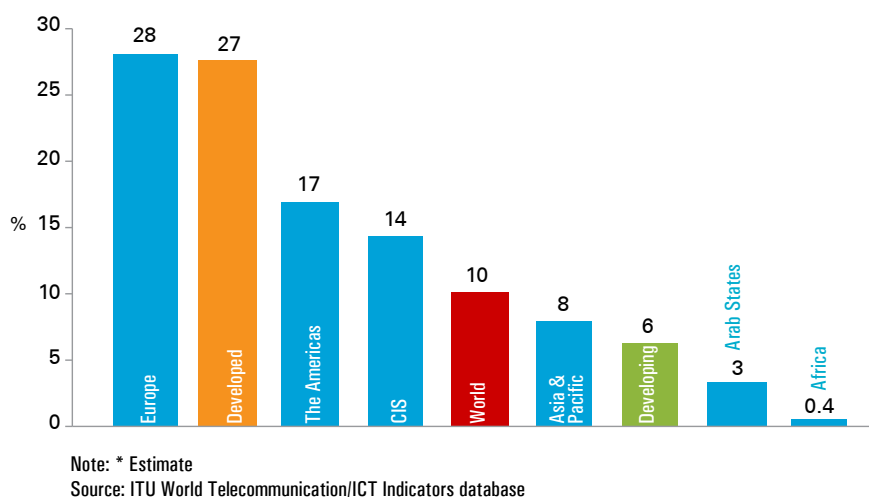
Fixed (wired)-broadband subscriptions per 100 inhabitants, 2005-2014*



Fixed-broadband penetration continues to grow, albeit slowly (at 4.4% globally in 2014), mostly due to a slowdown in developing countries, where fixed-broadband penetration growth rates are expected to drop from 18% in 2011 to 6% in 2014. In developed countries, fixed-broadband penetration will grow at around 3.5% in 2014 compared with 4.8% in 2011.

In 2013, the number of fixed-broadband subscriptions in developing countries overtook the number in developed countries; a trend that is expected to continue, given the higher growth rates in developing countries compared with developed countries.

Fixed (wired)-broadband subscriptions per 100 inhabitants, by region, 2014*



44% of all fixed-broadband subscriptions are in Asia-Pacific, and 24% are in Europe. In contrast, Africa accounts for less than 0.5% of the world's fixed-broadband subscriptions and despite double-digit growth over the last four years, penetration in Africa remains very low, at 0.4% by end 2014.

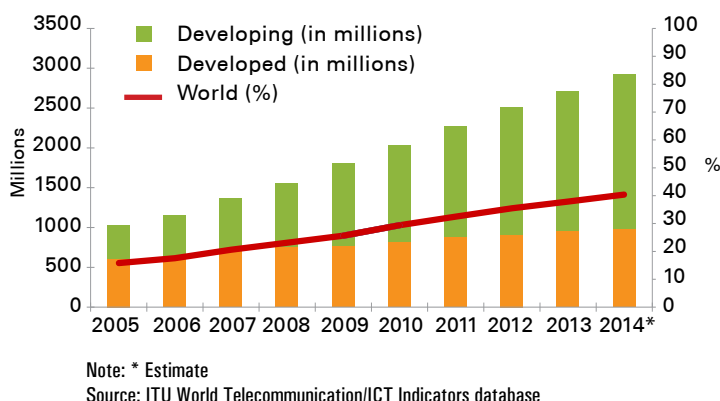
Africa, the Arab States, and CIS are the only regions with double-digit fixed-broadband penetration growth rates. The Americas region stands out with the lowest growth in fixed broadband, estimated at 2.5% and reaching a penetration rate of around 17% by the end of 2014.

Europe's fixed-broadband penetration is much higher compared with other regions and almost three times as high as the global average (28% compared with 10%).

ALMOST 3 BILLION PEOPLE – 40% OF THE WORLD'S POPULATION – ARE USING THE INTERNET

Close to one out of three people in the developing countries are online

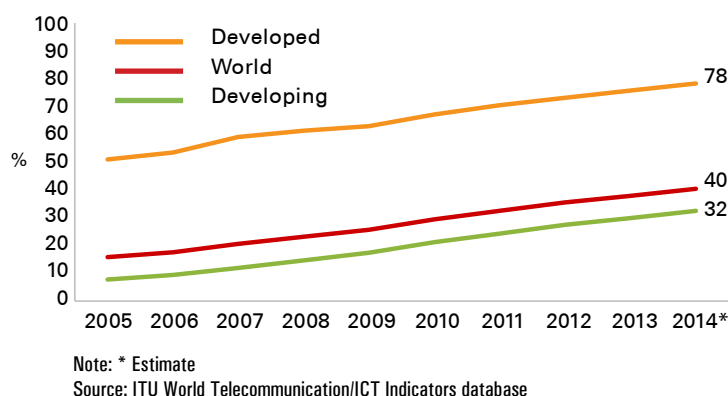
Individuals using the Internet, total and percentage, 2005-2014*



By end 2014, the number of Internet users globally will have reached almost **3 billion**. Two-thirds of the world's Internet users are from the developing world.

In developing countries, the number of Internet users will have doubled in 5 years, from **974 million** in 2009 to **1.9 billion** in 2014.

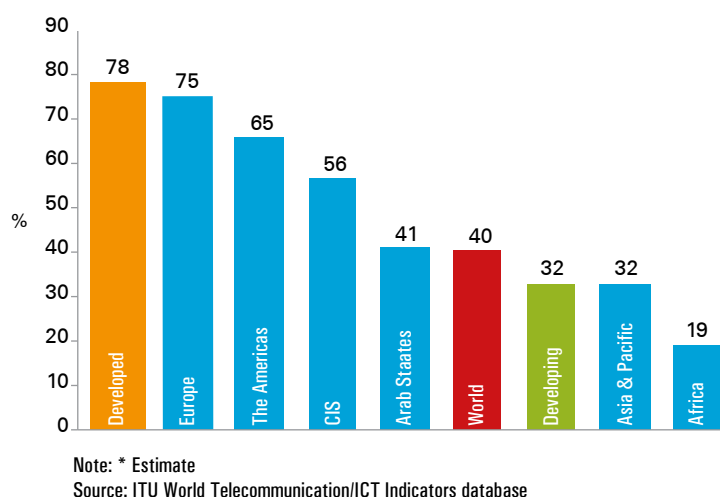
Percentage of individuals using the Internet, 2005-2014*



Internet user penetration has reached **40%** globally, **78%** in developed countries and **32%** in developing countries. 2014 growth rates in developed countries remain at a relatively low, at **3.3%** compared with **8.7%** in developing countries.

Globally, there are **4 billion** people not yet using the Internet and more than **90%** of them are from the developing world.

Percentage of individuals using the Internet, by region, 2014*



In Africa, almost **20%** of the population will be online by end 2014, up from **10%** in 2010.

In the Americas, close to two out of three people will be using the Internet by end 2014, the second highest penetration rate after Europe.

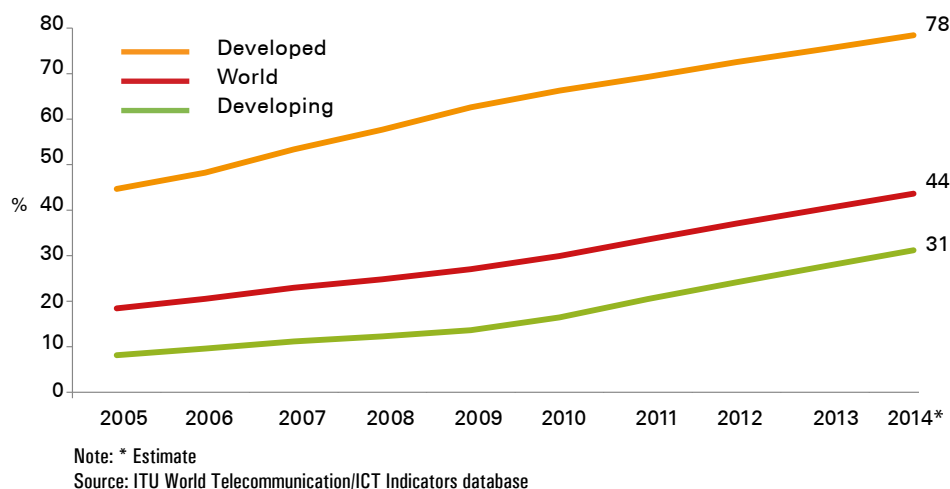
Europe's Internet penetration will be reaching **75%** (or three out of four people) by end 2014, the highest worldwide.

One third of the population in Asia-Pacific will be online by end 2014 and around **45%** of the world's Internet users will be from the Asia-Pacific region.

44% OF HOUSEHOLDS HAVE INTERNET ACCESS AT HOME

In Africa, only one out of ten households is connected

Percentage of households with Internet access, by level of development, 2005-2014*

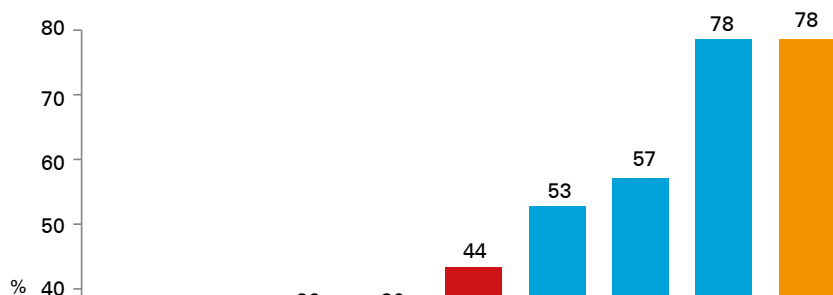


By end 2014, **44%** of the world's households will have Internet access at home. Close to one third (**31%**) of households in developing countries will be connected to the Internet, compared with **78%** in developed countries.

2013/14 growth rates in the developing world will be more than three times as high as those in the developed world (**12.5%** growth compared with **4%**). Household Internet access is approaching saturation levels in developed countries.

The number of households with Internet access in developing countries surpassed those in developed countries in 2013, and doubled between 2010 and 2014.

Percentage of households with Internet access, by region, 2014*



预览已结束，完整报告链接和二维码如下：

https://www.yunbaogao.cn/report/index/report?reportId=5_22743

