




Oceans Economy and Trade Strategy:

Belize Marine Fisheries and Seafood Processing

Oceans Economy
and Trade Strategies Project
(OETS)
UNCTAD-DOALOS



UNITED NATIONS
UNCTAD

UNCTAD© 2020, United Nations Conference on Trade and Development

The material contained in this document may be freely quoted or reprinted, but acknowledgement is requested together with a reference to the document number. A copy of the document containing the quotation or reprint should be sent to:

UNCTAD Secretariat
Palais des Nations, 1211, Geneva 10,
Switzerland.

Division for Ocean Affairs and the Law of the Sea
Office of Legal Affairs of the United Nations
2 United Nations Plaza, New York City, New York, 10017.
United States of America.

The designations employed, and the presentation of the material do not imply the expression of any position whatsoever on the part of the United Nations Secretariat concerning the legal status of any country, territory, city area, or its authorities, or concerning the delimitations of its frontiers and boundaries, or regarding its economic system or degree of development.

The views expressed in this document are those of the author and do not necessarily reflect the views of the United Nations or its Member States.

UNCTAD/DITC/TED/INF/2020/5



Acknowledgments

The Oceans Economy and Trade Strategy (OETS) project is funded by the United Nations Development Account and implemented by the United Nations Conference on Trade and Development (UNCTAD) in cooperation with the Division for Ocean Affairs and the Law of the Sea (DOALOS) of the Office of Legal Affairs of the United Nations.

UNCTAD and DOALOS would like to thank the contribution by Kalene Eck, consultant to the OETS project. The document has benefited from comments and inputs from the Belize focal points Denise Swan, Trade Economist, Directorate General for Foreign Trade; Felicia Cruz, Fisheries Officer, and Mauro Gongora, Fisheries Officer of the Belize Fisheries Department; as well as from UNCTAD, DOALOS and Commonwealth Secretariat staff.

UNCTAD and DOALOS would like to also thank the support provided by Belize Fisheries Department, the Ministry of Economic Development, Petroleum, Investment, Trade and Commerce, the Marine Conservation and Climate Adaptation Project (MCCAP), and The Nature Conservancy (TNC). Special thanks also go to the participants of the two stakeholder workshops held in November 2018 and 2019, the National Fishermen Producers Cooperative Society Limited, Northern Fishermen Cooperative Society Limited, Rainforest Seafoods Limited and supermarkets that participated in the survey conducted during the preparation of this report.

Explanatory notes

- Reference to dollar and \$ indicate United States of America dollars, unless otherwise stated.
- Reference to Belize dollar is indicated as BZD.
- Use of an en dash (–) between dates representing years, e.g. 2015–2018, signifies the full period involved, including the initial and final years.
- To reflect the closest estimate for data, decimals and percentages are rounded off. Numbers in money are rounded to the nearest dollar, unless otherwise stated.
- Decimals and percentages in this document do not necessarily add to totals because of rounding.







Photo: Belize Fisheries Department

Contents



Acknowledgments	iii
Explanatory notes	iii
Abbreviations and acronyms	viii
Executive Summary	ix
Impacts of the coronavirus disease pandemic	xi
I. Introduction	1
1.1 Belize's oceans economy	1
1.2 Methodology and ocean sectors selection	2
II. Institutional and legal framework of the oceans economy	4
2.1 United Nations Convention on the Law of the Sea	4
2.2 International and regional agreements and organizations related to fisheries management	5
2.2.1 <i>International organizations</i>	5
2.2.2 <i>International agreements</i>	6
2.3 International and regional agreements and organizations related to trade	7
2.4 The institutional structure of fisheries management in Belize	11
2.5 Relevant national policies, strategies, and action plans	13
2.6 Regulatory framework of marine fisheries and seafood processing	14
2.6.1 <i>Marine fisheries</i>	15
2.6.2 <i>Seafood processing</i>	18
2.7 Key issues identified	19
III. Overview of chosen sectors: economic and trade assessment	21
3.1 Supply capacity: marine fisheries and seafood processing	21
3.1.1 <i>Current fishery production trends in Belize fisheries</i>	21
3.1.2 <i>Description and breakdown of fishing activity</i>	22
3.2 Market characteristics	26
3.2.1 <i>Foreign demand: importers of seafood products</i>	26
3.2.2 <i>Major commercial players</i>	27
3.3 Evolution of prices	29
3.4 Diversification efforts of fisheries	30
3.5 Review of key strengths and concerns	31

IV. Oceans economy assessment and value chain analysis	33
4.1 Marine fisheries	33
4.1.1 Sustainable use and conservation of marine resources	34
4.1.2 Capacity development	34
4.1.3 Improving market access	36
4.1.4 Fisheries and the tourism sector	37
4.1.5 International markets	38
4.1.6 SWOT analysis for the marine fisheries sector	40
4.2 Seafood processing centres	41
4.2.1 Sustainable use of marine resources	41
4.2.2 Labor characteristics at processing centres	41
4.2.3 Improving market access: access to niche markets	42
4.2.4 Domestic market	43
4.2.5 SWOT analysis for the seafood processing sector	47
4.3 Summary of key issues and potential actions	47
4.4 Value chain of target species	48
4.4.1 Marine fisheries: finfish	49
4.4.2 Seafood processing	51
V. Strategic design and action plan	54
References	62
Annex 1. Stakeholders attendance of OETS Belize project field missions and workshops, 2018–2019	65
Annex 2. Summary of HS codes of the products and species considered in the two selected sectors	66
Annex 3. List of interviews and information requests conducted for the OETS report	67
Annex 4. UNCTAD’s Oceans Economy pillars	68
Annex 5. HS codes for finfish species for exports in Belize	69
Annex 6. List of commonly encountered species of fish	70
Annex 7. Belize spiny lobster international value chain to the United States and China, Hong Kong SAR	71
Annex 8. Belize queen conch international value chain	72



Boxes


Box 1. National Trade Policy strategies pertaining to marine fisheries sector	39
Box 2. National Trade Policy strategies pertaining to seafood processing sector	46

Figures

Figure 1. Map of Managed Access Program fishing areas	15
Figure 2. Breakdown of export performance	21
Figure 3. Total national exports in capture fisheries, 2010–2018	23
Figure 4. Finfish export breakdown, 2010–2018	24
Figure 5. Spiny lobster products - export weights and values, 2008–2018	24
Figure 6. Queen conch products - export weights and values, 2008–2018	25
Figure 7. Belize’s finfish importers in 2018	25
Figure 8. Breakdown exported to the United States, 2018	27
Figure 9. Importers of fish products breakdown, 2018	27
Figure 10. Registered hotels and overnight tourists, 2012–2018	31
Figure 11. Simplified representation of fisheries value chain format	48
Figure 12. Belize finfish supply chain illustration	49
Figure 13. Local value chain estimates for spiny lobster product	52
Figure 14. Local value chain estimates for queen conch product	53

Tables

Table 1. Summary of proposed strategies for the marine fisheries and seafood processing sectors	x
Table 2. Summary of key institutional issues highlighted and proposed strategies and actions	20
Table 3. Number of registered fishers and vessels, 2016–2018	22
Table 4. Summary of product exports by company	29
Table 5. Price range of seafood products	30
Table 6. Summary of highlighted key trade issues and potential responses	32
Table 7. List of fish products in Belizean supermarkets, 2019	36
Table 8. Belize marine product imports current prices, 2015–2018	37
Table 9. SWOT analysis for marine fisheries sector	40
Table 10. Employment in the fish sector, 2011–2013	42
Table 11. SWOT analysis for seafood processing sector	47
Table 12. Summary of key issues and potential actions	48
Table 13. Category and price per pound of finfish species paid, 2017	50
Table 14. Strategic development recommendations	55
Table 15. Action plan 2020–2025	56



Abbreviations and acronyms

ACP	African, Caribbean and Pacific Group of States	GSTP	UNCTAD's Global System of Trade Preferences
AMF	adaptive management framework	HACCP	Hazard Analysis and Critical Control Point
BAHA	Belize Agricultural Health Authority	HS	Harmonized System code
BDF	Belize Defence Force	ITC	International Trade Centre
BELTRAIDE	Belize Trade and Investment Development Services	IUU fishing	illegal, unreported and unregulated fishing
BFD	Belize Fisheries Department	MAFFSD	Ministry of Agriculture, Fisheries, Forestry, the Environment and Sustainable Development and Immigration Services and Refugees
BTB	Belize Tourism Board	MCCAP	Marine Conservation and Climate Adaptation Project
BTIA	Belize Tourism Industry Association	MFA	Ministry of Foreign Affairs of Belize
BZD	Belize dollar	MSC	Marine Stewardship Council
CAF	development bank of Latin America	MSY	maximum sustainable yield
CARICOM	Caribbean Community	NTP	National Trade Policy
CARIFORUM	Caribbean Forum	OACPS	Organization of African Caribbean and Pacific States
CBD	Convention on Biological Diversity	OECD	Organisation for Economic Cooperation and Development
CFU	Capture Fisheries Unit	OETS	Oceans Economy and Trade Strategy
CITES	Convention on International Trade in Endangered Species of Wild Fauna and Flora	OLDEPESCA	Latin American Organization for Fisheries Development
COVID-19	coronavirus disease	OSPECSA	Central American Fisheries and Aquaculture Organization
CROSQ	CARICOM Regional Organization for Standards and Quality	PSMA	Agreement on Port State Measures
CRFM	Caribbean Regional Fisheries Mechanism	SDGs	Sustainable Development Goals
CZMAI	Belize Coastal Zone Management Authority and Institute	SIB	Statistical Institute of Belize
DFC	Development Finance Cooperation	SICA	Central American Integration System
DGFT	Directorate General for Foreign Trade	SIDS	Small Island Developing States
DOALOS	Division for Ocean Affairs and the Law of the Sea of the Office of Legal Affairs of the United Nations	SPS	sanitary and phytosanitary
DSF	deep slope fishery	SWOT	strengths, weaknesses, opportunities, and threats analysis

预览已结束，完整报告链接和二维码如下：

https://www.yunbaogao.cn/report/index/report?reportId=5_8689

