

Regional Workshop to Promote Soot-Free Bus and Sustainable Public Transport in Accra

Institute of Environmental Studies Amasaman- Accra, Ghana



Bringing Bus Rapid Transit to Tanzania

**Eng. Dr Mzee PH +255754000834
DART Agency - Tanzania**

CONTENTS

1. Dar es Salam City Profile
2. Modes of Transport
3. Urban Transport Challenges
4. Mass Transit Options
5. Development of BRT in Dar es Salaam
6. Achievements
7. Challenges
8. Lessons Learnt
9. Way Forward

1. DAR ES SALAM CITY PROFILE

- ❑ One of the fastest growing cities in the world. Average annual growth from 2002 to 2012 was 7.7 percent
- ❑ The city's population is estimated to be over 5 million and expected to be a mega city with more than 10 million by 2030.
- ❑ The Dar es Salaam metropolitan area covers a large part of the Dar es Salaam region with a total area of 1,391 square kilometres and a population density of 3,133 per square kilometre.
- ❑ Economic growth in Dar es Salaam is estimated at 10% per annum, above the country average
- ❑ Vehicular Growth is around 19% per annum (2002-2015)

2. MODES OF TRANSPORT

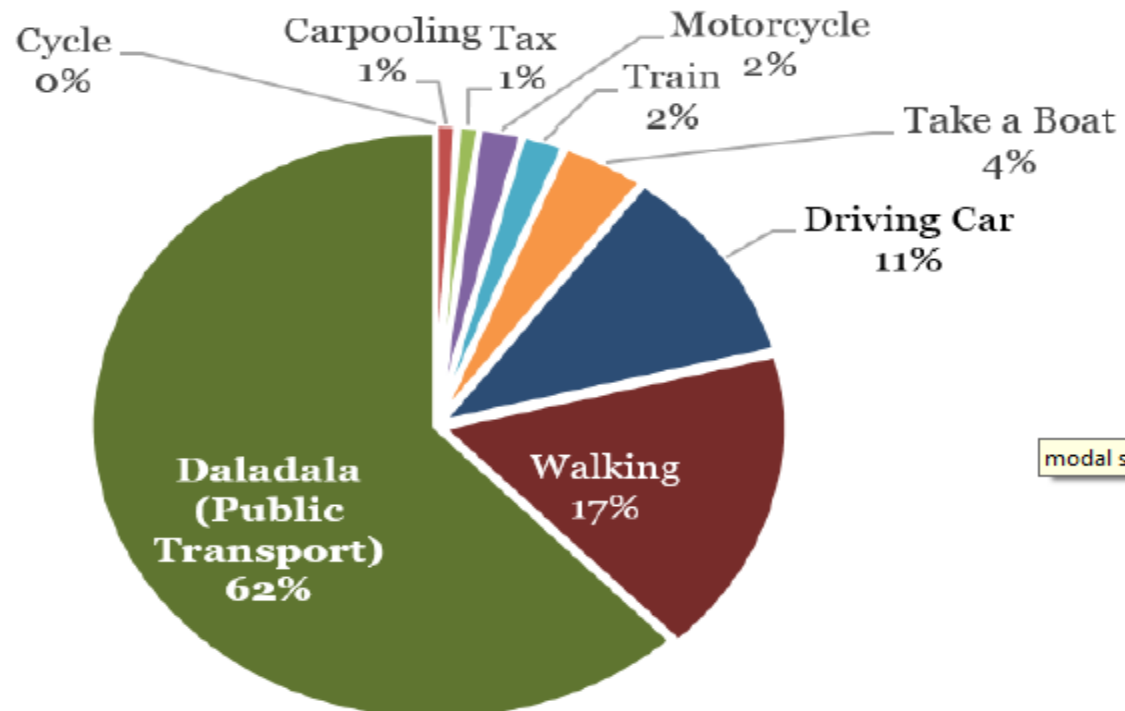
❑ Average Annual Vehicular Growth is around 19% per annum (2002-2015)

❑ Modes of Transport

- ✓ Dala dala
- ✓ Bodaboda
- ✓ Bajaji
- ✓ Private Car



Modal split in 2014, Dar Es Salaam



3. URBAN TRANSPORT CHALLENGES

**Rapid Growth
of
Population**

**Insufficient
Infrastructure**

**Expansion of
Urban Areas**

**Emission from
Vehicles**



**Congestion
and traffic
jams**

**Inadequate
Traffic
Management**

**Air quality
and Health
issues**

4. MASS TRANSIT OPTIONS

Bus Rapid Transit



Light Rail Transit





Underground metro



Urban rail



Selection Of BRT

- i. Metro System 
 - ☐ High Cost and Operational Challenges
 - ☐ Higher implementation and operational cost
- ii. Improved Bus System 
 - ☐ Low Cost
 - ☐ Low Operational Risk
 - ☐ Availability of Affordable Technology
 - ☐ Encourage Participation of Local Entrepreneurs

5. DEVELOPMENT OF BRT IN DAR ES SALAAM

- ❑ Concept was Visualized in 2002 and Detailed Study was completed 2005 - 2007.
- ❑ 6 Corridors were Selected and Construction Proposed in 6 Phases; DART Agency was established 2007.



预览已结束，完整报告链接和二维码如下：

https://www.yunbaogao.cn/report/index/report?reportId=5_16423

