

9th Regional Environmentally Sustainable Transport Forum
17-20 November 2015
Kathmandu, Nepal



EST Plenary Session I

Building Resilient Societies:
Towards a Safe, Climate Adaptive and Disaster
Resilient Transport System for Asia

Madan B. Regmi, DEng
Transport Division
UNESCAP, Bangkok

Outline:

- ❑ Transport Safety
- ❑ Climate Change Impacts
- ❑ Impacts of Natural Disasters
- ❑ Climate Adaptive & Disaster Resilient Transport
- ❑ Policy Recommendations



Different Forms of Transport

□ Modes

- Roads
- Railways
- Maritime and Inland waterways
- Air



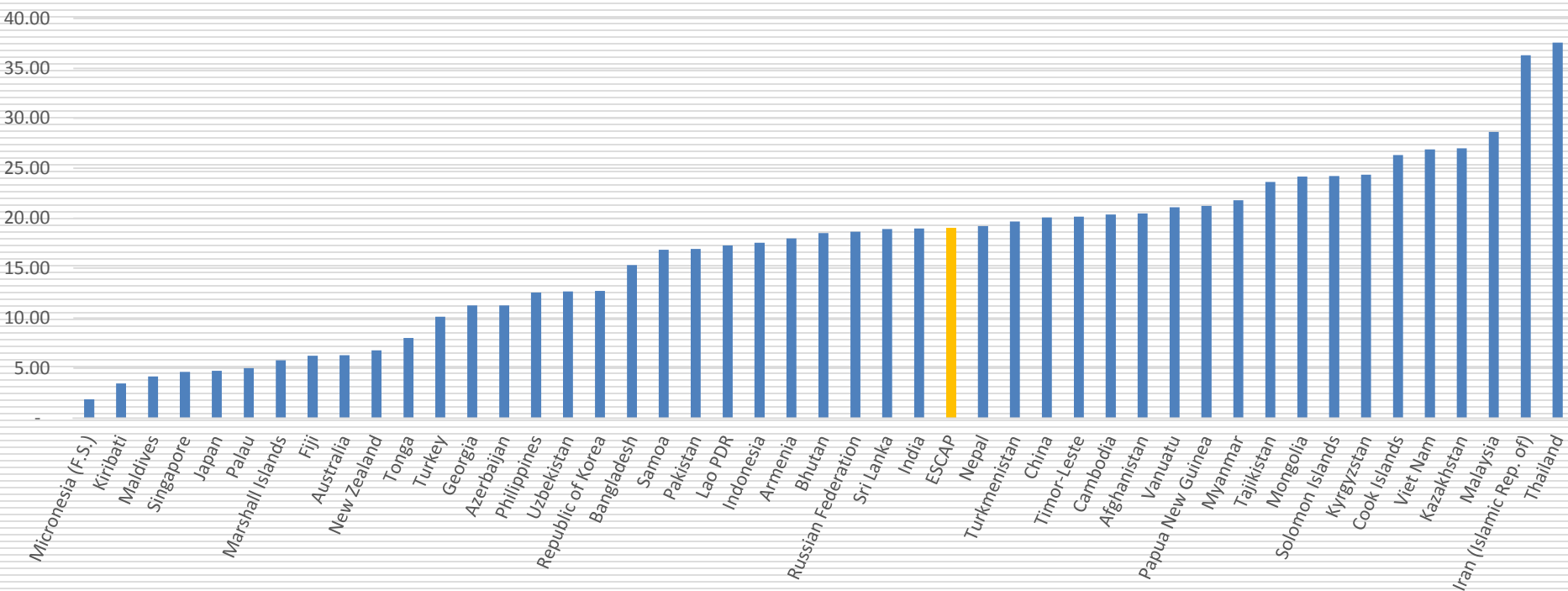
□ Geographical Hierarchy

- Interregional
- Intra-regional
- Subregional
- Intercountry
- Inter-city
- Urban
- Rural



Estimated road traffic death rate per 100,000

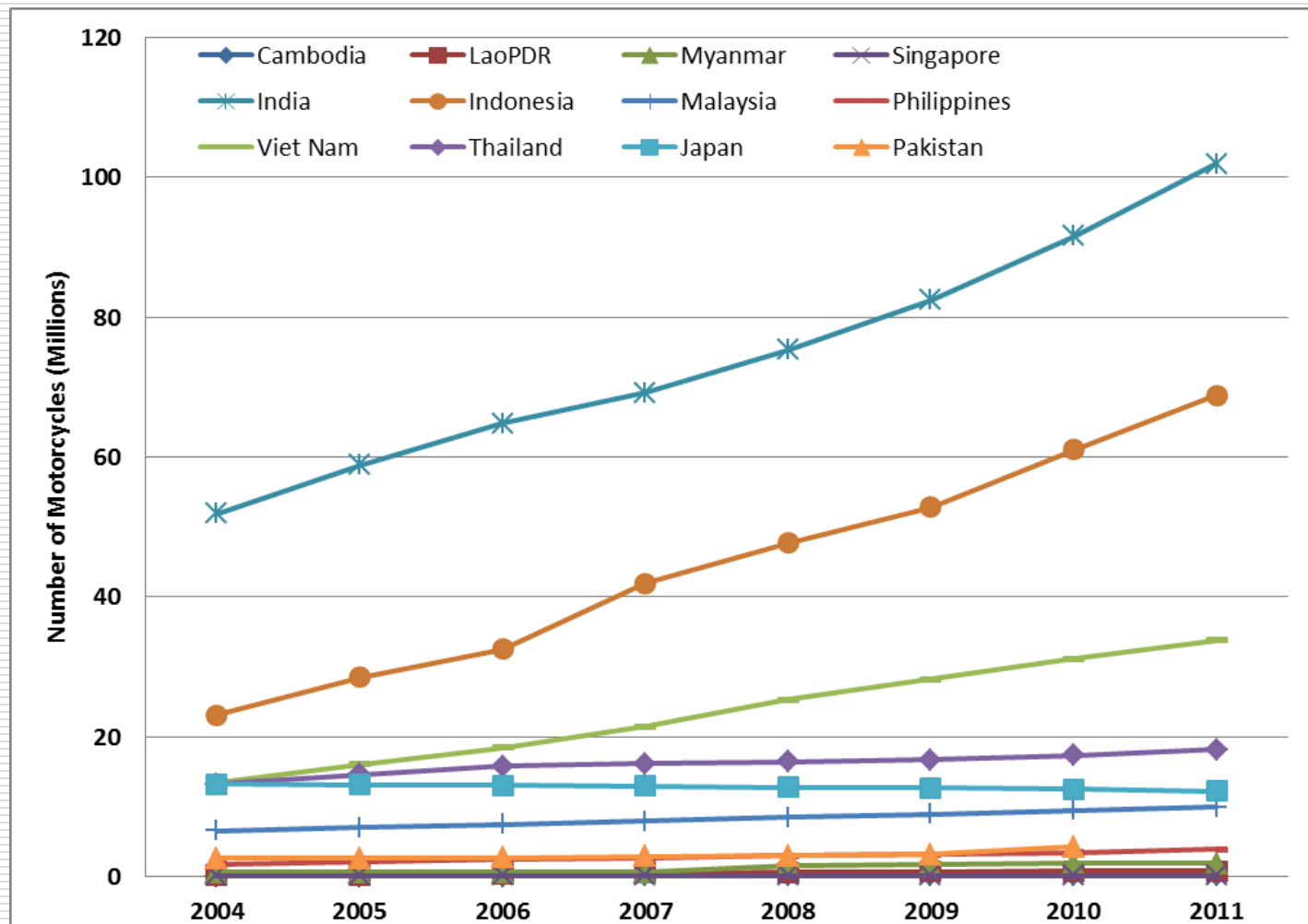
Estimated Fatality Rate per 100,000 population (Regional Ranking)



ESCAP average is at 18.99

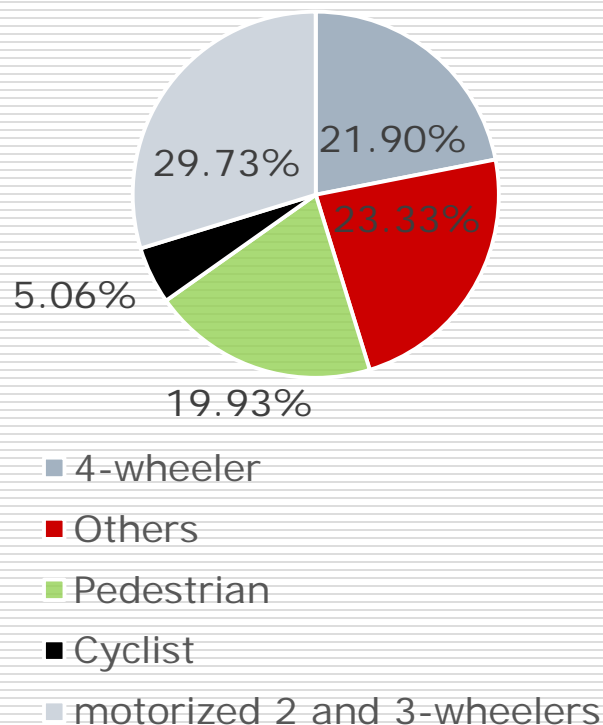
Sources: WHO 2013, World Bank 2015

Motorcycle ownership in Asian countries



Road Safety Situation in Asia-Pacific

Share of road traffic death
in ESCAP region (2013) by
road user type



Motorcyclists, pedestrians and cyclists are more vulnerable in the region

VRUs account for **more than half (55%)** of total deaths

Cambodia, Kiribati, Palau, Singapore, Sri Lanka and Thailand are among countries in ESCAP region that have over 80% of VRU share of total traffic fatalities

Railway, Maritime and Inland Waterways Safety

□ Railway Safety

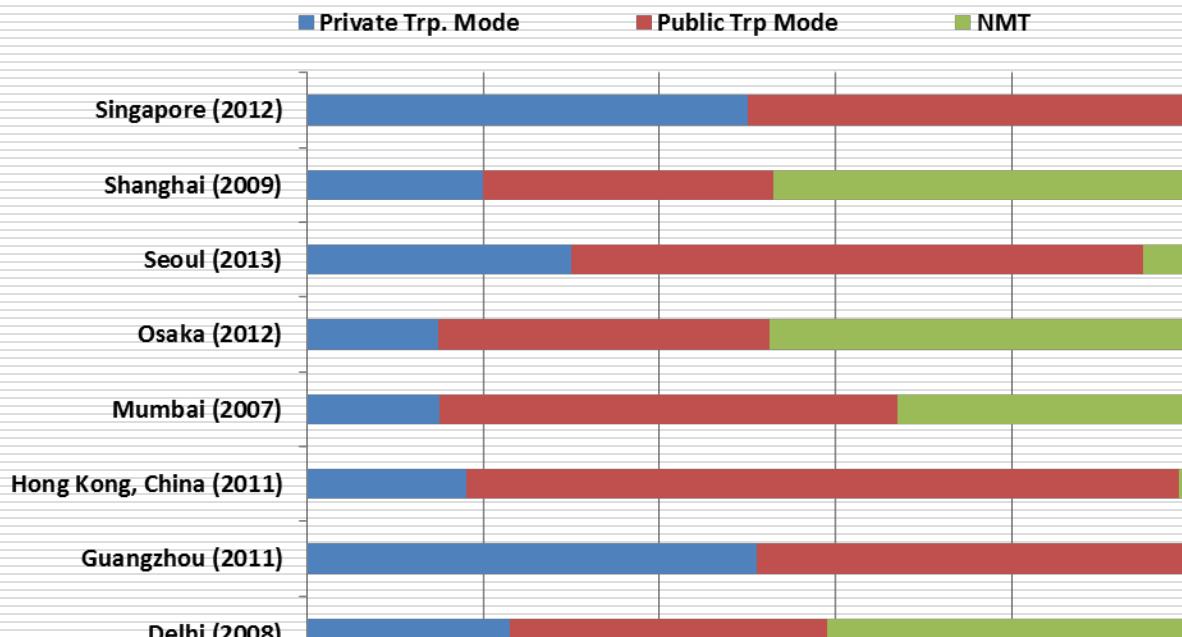
- Railway level crossing (Fatality rate in India 55%)
- Derailment (Fatality rate in India 36%)

□ Maritime and Inland Waterways Safety

- Safety issue near ports –maritime and coastal shipping
- Safety issues in Cruise shipping
- Informal form of Inland Waterways



Share of urban transport modes in Asian cities



预览已结束，完整报告链接和二维码如下：

https://www.yunbaogao.cn/report/index/report?reportId=5_3761

