



Asia-Pacific  
Economic Cooperation

Advancing  
Free Trade for Asia-Pacific  
Prosperity

# Services Statistics and Baseline Indicators - Insights from APEC Economies

6 November 2015 – ADBI-ESCAP Workshop

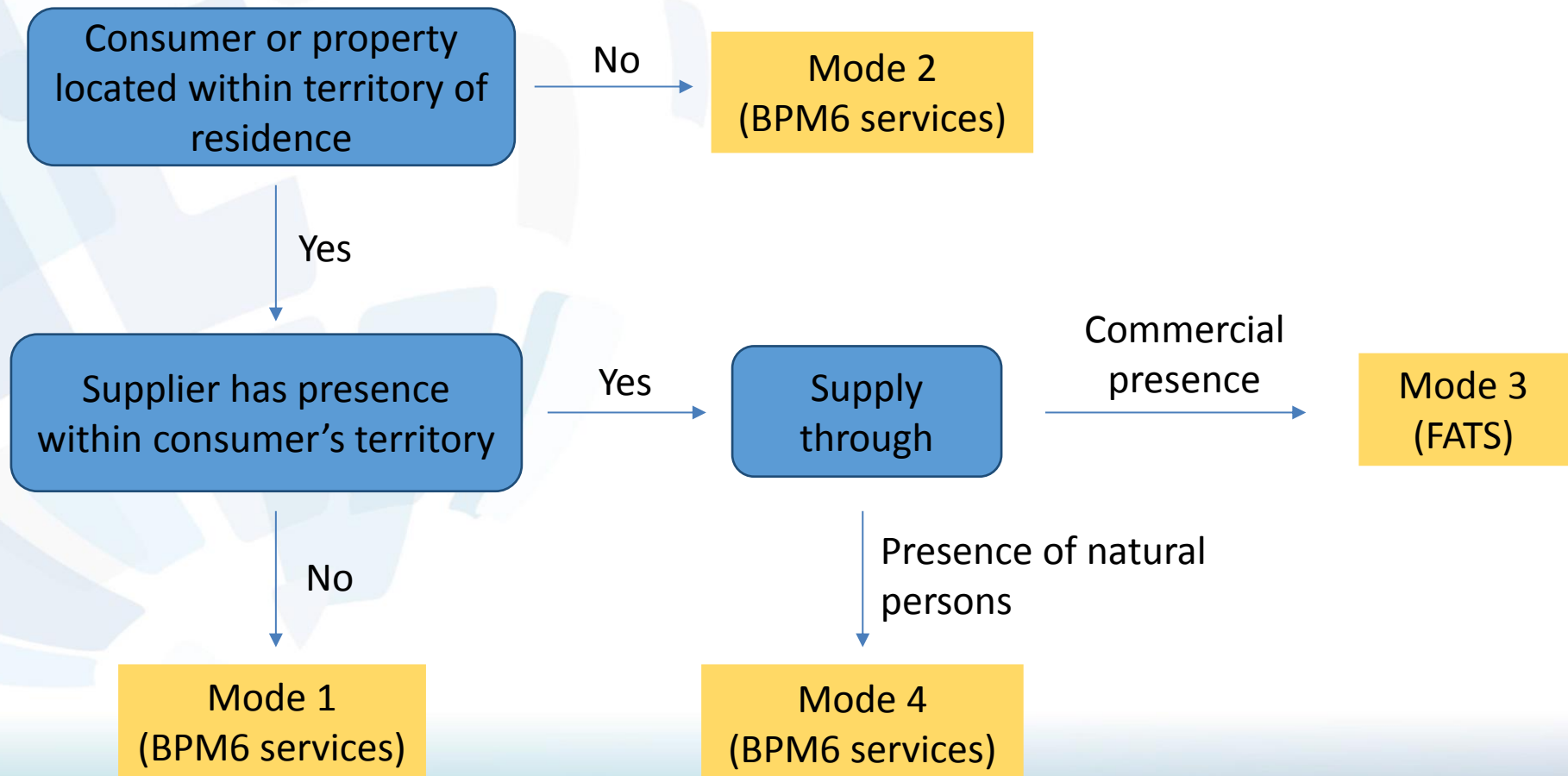
---

Presented by  
APEC Policy Support Unit

# Background information

- Part of a report prepared for **APEC work on services**.
- **Assessment of baseline measures and indicators** relevant to services trade and its facilitation in APEC.
- **Recommendations** to improve future evaluation.

# Modes of service supply in brief



# Assessment of baseline measures and indicators



Asia-Pacific  
Economic Cooperation

1

## Proposed measures of trade in services

No.	Baseline measure/indicator	Source	Mode 1	Mode 2	Mode 3	Mode 4
1	Cross-border trade in services	IMF	✓	✓		
2	Trade in services by sector	IMF	✓	✓		
3	Intra-APEC trade in services	OECD	✓	✓		
4	Services trade in value added	OECD	✓	✓		
5	Share of services in manufacturing exports	OECD	✓	✓		
6	Inward/ outward foreign affiliate trade in services statistics (FATS)	National			✓	
7	Foreign direct investment in tertiary sector	ITC			✓	
8	Investment in services by sector	ITC			✓	
9	Number of arrivals/ departures	WB		✓		✓
10	Intra and extra-APEC departures	UNWTO		✓		✓
11	Revealed comparative advantage (RCA) for services	WTO	✓	✓		

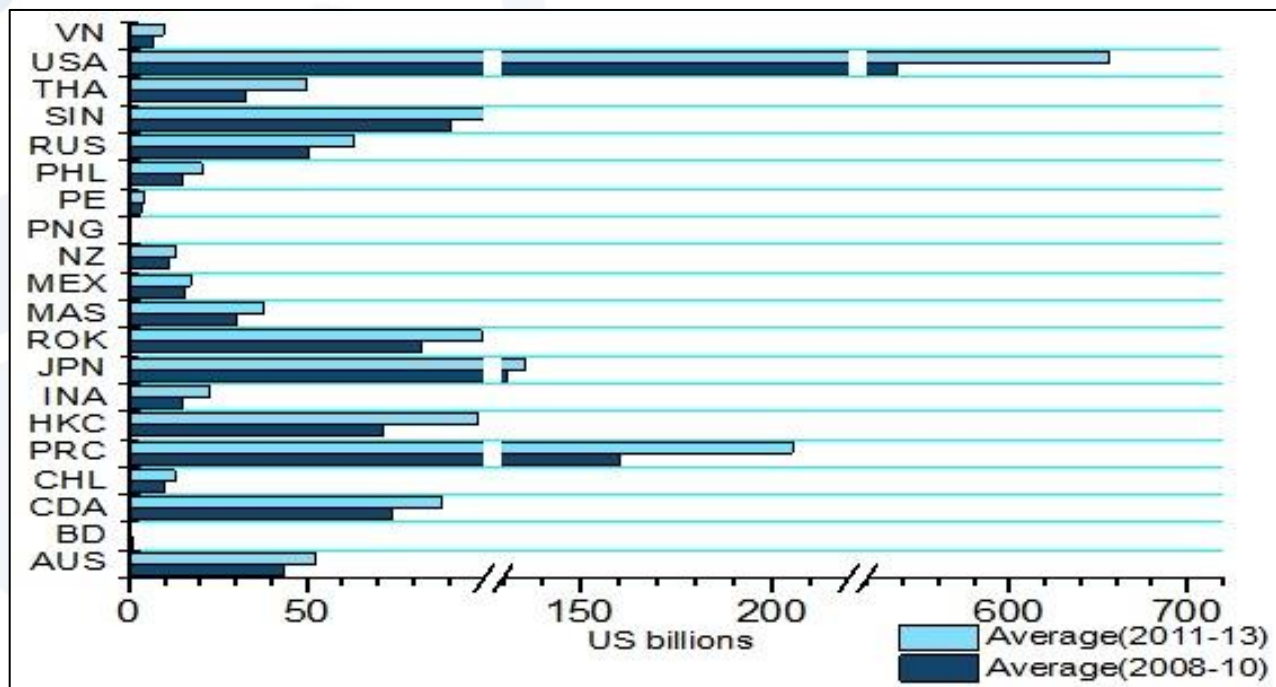
Source: APEC Policy Support Unit compilations.

# Some examples...



Asia-Pacific  
Economic Cooperation

## Cross-border trade in services (Exports)



Source: APEC Policy Support Unit computations based on data from IMF Balance of Payments Statistics.

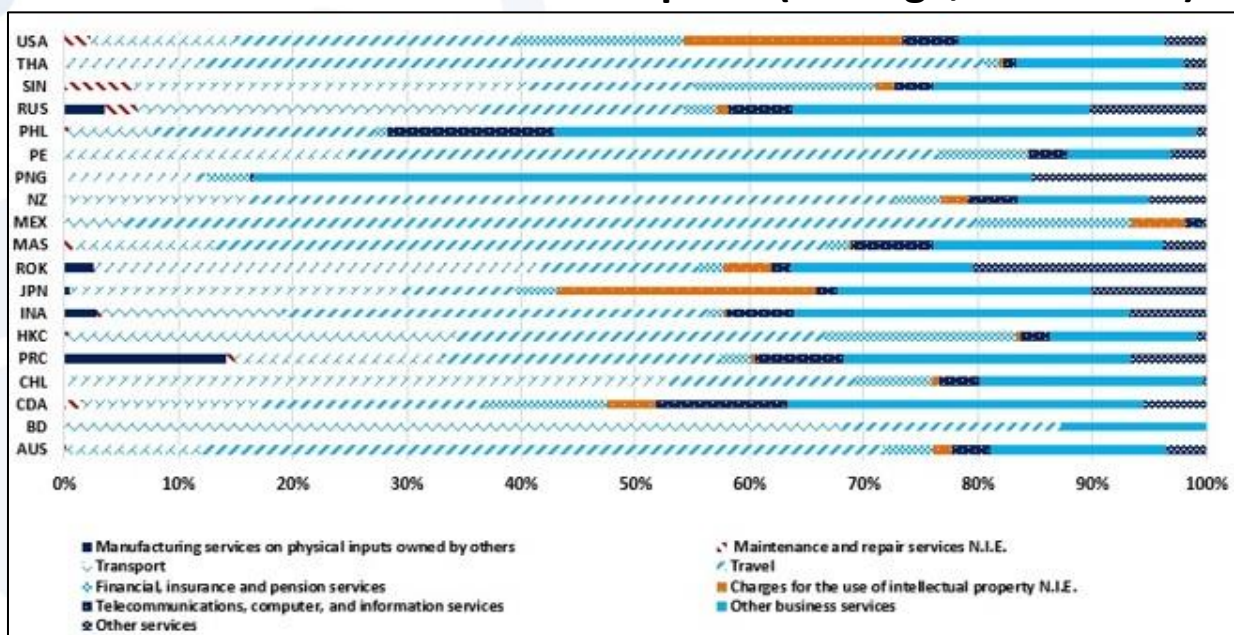
- **Average exports of services from 2011-2013 increased** compared to average from 2008-2010.
- For APEC as a whole, **CAGR from 2008 to 2013 was 5.03%.**

# Some examples...



Asia-Pacific  
Economic Cooperation

## Sectoral trade in services – Exports (Average, 2011-2013)



Source: APEC Policy Support Unit computations based on data from IMF Balance of Payments Statistics.

- **Travel, transport and other business services** are among the **top service sectors** across APEC economies.
- For some economies, top services include: **financial, insurance and pension**; and **telecommunications, computer and information**.

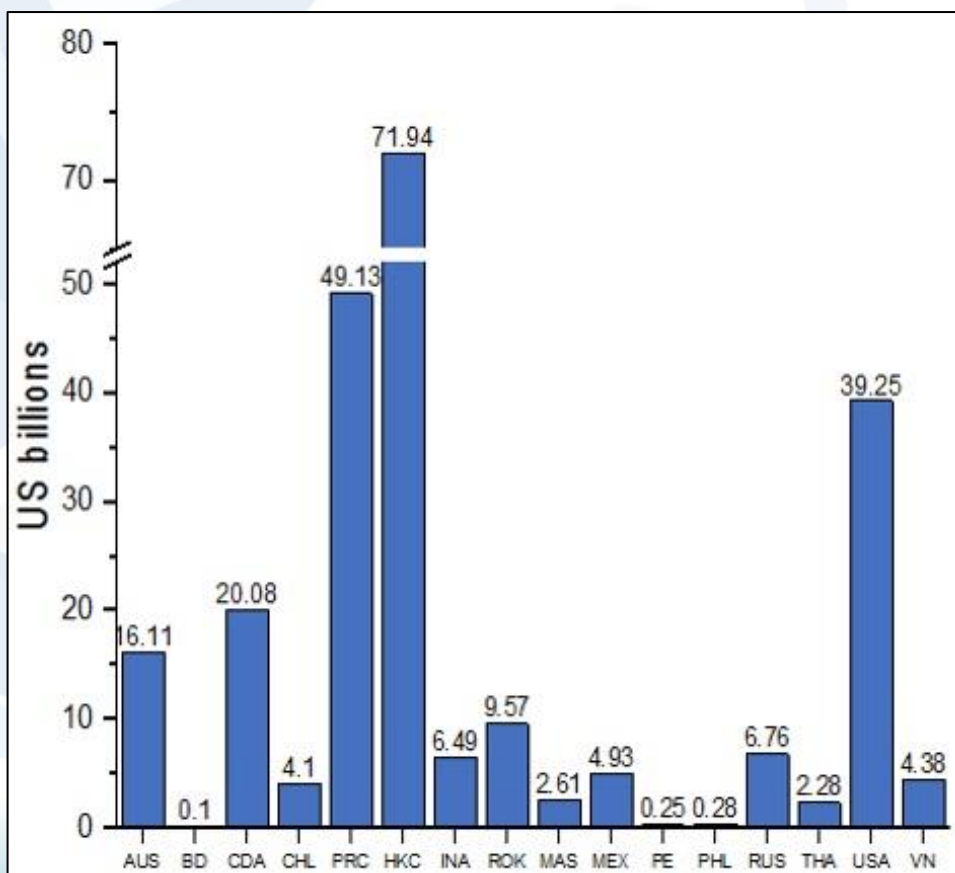


# Some examples...



Asia-Pacific  
Economic Cooperation

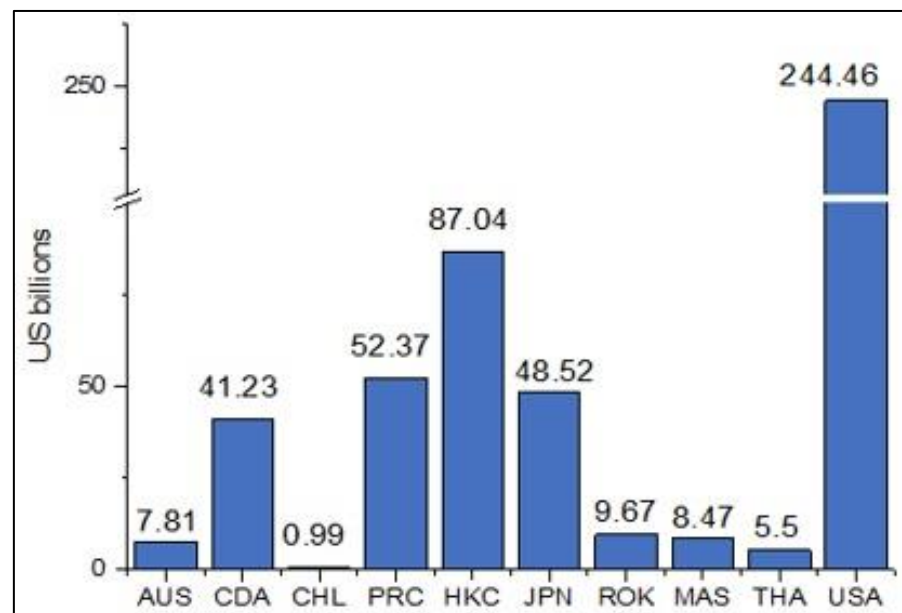
**Inward FDI in tertiary sector (latest year)**



Note: Latest year varies between economies. It could be 2010, 2011 or 2012

Source: APEC Policy Support Unit computations based on data from ITC Investment Map Database.

**Outward FDI in tertiary sector (latest year)**



Note: Latest year varies between economies. It could be 2010, 2011 or 2012

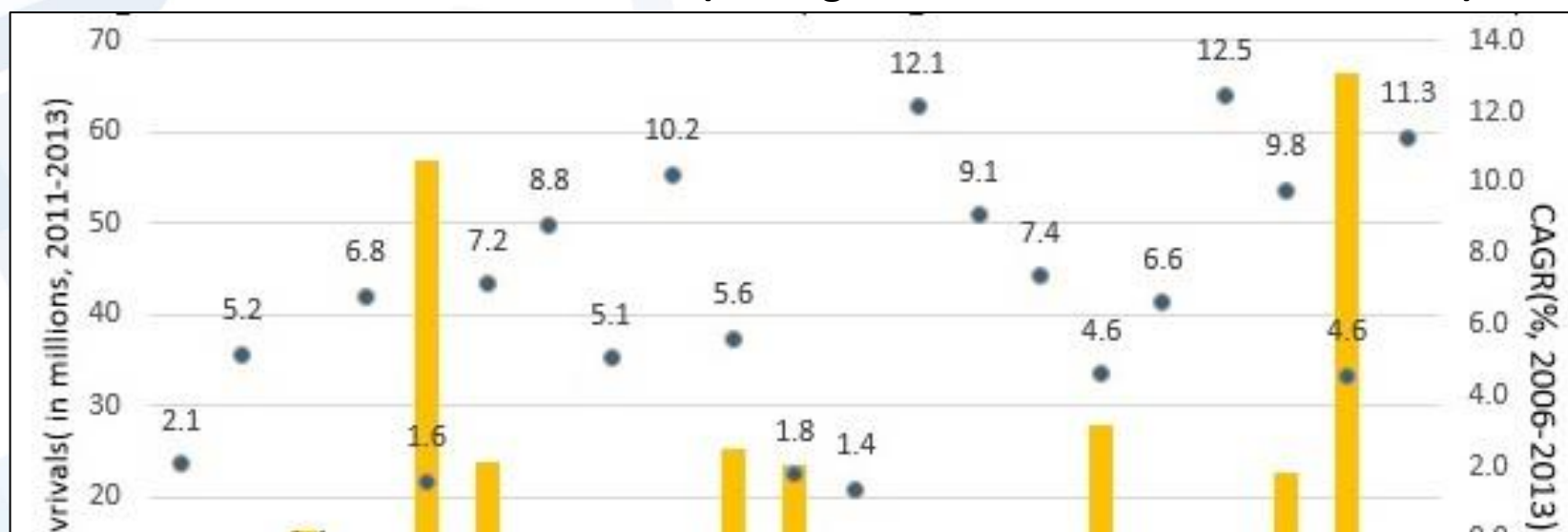
Source: APEC Policy Support Unit computations based on data from ITC Investment Map Database.

# Some examples...



Asia-Pacific  
Economic Cooperation

International tourism arrivals (Average, 2011-2013 and CAGR, 2006-13)



预览已结束，完整报告链接和二维码如下：

[https://www.yunbaogao.cn/report/index/report?reportId=5\\_3902](https://www.yunbaogao.cn/report/index/report?reportId=5_3902)

