

Food information systems and their design (part 3 of 5)

Presented by:

Gwynne Foster


g.foster@mweb.co.za

Based on materials from:

Dr Heiner Lehr

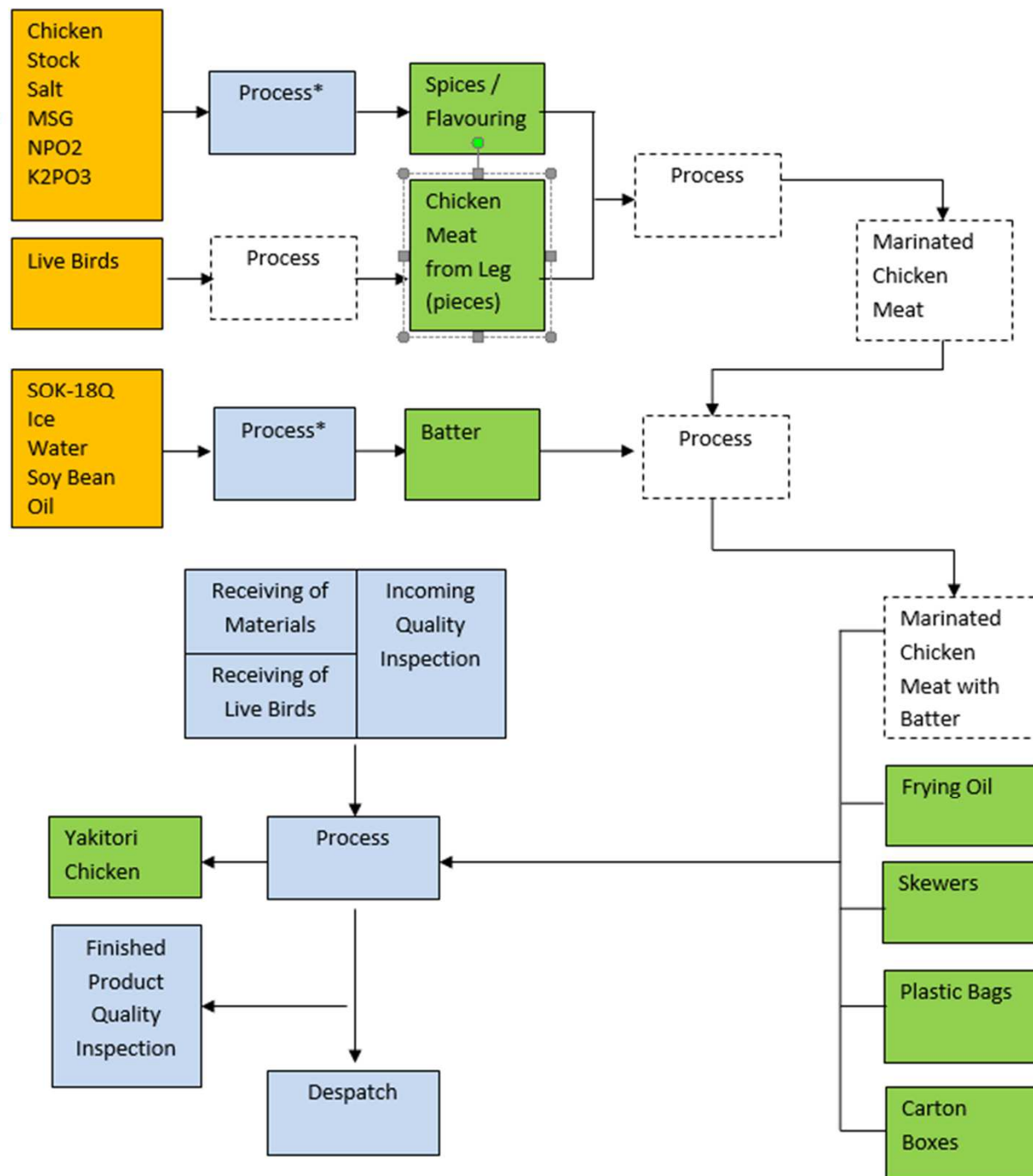
heiner@syntesa.eu

The agenda – Day 2

- Review of Day 1
- Food information systems
- Examples of traceability systems
 - a. Livestock (South Africa)
 -  b. Chicken (China)
 - c. Export grapes (India)
 - d. Palm Oil (RSPO)
 - e. Halal
- Practical exercise

Traceability system example





Materials Inspection &
Receiving Record
Materials (Lot No.)

The diagram illustrates the reception process for live birds. It features four boxes with arrows indicating the flow of information. The top-left box is 'Materials Inspection & Receiving Record' with 'Materials (Lot No.)' in blue. The top-right box is 'Live Broilers Inspection record' with 'Live Broilers (Reception Batch No.)' in blue. The middle box is 'Process Inputs [Materials (Lot No.) & Live Broilers (Reception Batch No.) + Process Outputs [Finished Product (Production Lot No.)]' with the first two items in blue. The bottom box is 'Product Containerization (Production Lot no. + Customer Requested Code)' with 'Production Lot no.' in blue. Arrows point from the top-left box to the middle box, from the top-right box to the middle box, and from the middle box to the bottom box.

Live Broilers Inspection record
Live Broilers (Reception Batch No.)

Process Inputs [Materials (Lot No.) &
Live Broilers (Reception Batch No.) +
Process Outputs [Finished Product (Production Lot No.)]

Product Containerization
(Production Lot no. + Customer
Requested Code)


Reception of live birds

A batch of live birds received is based on the production time (the first 6 hours is batch 1 and the second 6 hours is batch 2). **To segregate different farms within a batch is difficult and the current system is to record the farm code where the majority of live birds come from.**

In order to improve traceability system, two data types (date and shift) are recommended to be added and the system will auto generating a **reception batch no.** basing on the data types entered and selected by the user. The reception batch no. will be linked to the process.

Other information such as Farm no., Lorry no., Quantity Received, Quantity Dead and QC record is also recorded in this tracepoint.

The agenda – Day 2

- Review of Day 1
- Food information systems
- Examples of traceability systems
 - a. Livestock (South Africa)
 - b. Chicken (China)
 -  c. Export grapes (India)
 - d. Palm Oil (RSPO)
 - e. Halal
- Practical exercise

https://www.yunbaogao.cn/report/index/report?reportId=5_4707

预览已结束，完整报告链接和二维码如下：



apes from India)

Processed Food Products
nt Authority
Industry, Government of India

हिंदी में | Home | RTI Act, 2005 | Contact Us

A⁺ A⁻

DA Products | Trade Information | Agri Exchange Portal | Quality | Statistics | Trade Enquiries | Exporter Directory

GrapeNet (Submission of Monthly Party Return is mandatory)

Modules for Stakeholders

- » Registration of Grape Farms by State Horticulture Department
- » Residue Analysis and Agmark Inspection by Laboratories
- » Consignment Creation, online application for issue of CAG & PSC
- » Certificate of Agmark Grading (CAG) by Regional Agmark Office(s)
- » Issue of Phytosanitary Certificate by PSC Authorities
- » Monitoring of Residue Analysis by NRL
- » Directory
- » **Daily MIS Report**
- » **Service for subscribing detailed reports on grape shipments**

About this service

- » Agmark Price for Grapes Season 2014 (Rs. 57.37 per kg)
- » Presentation on GrapeNet

Notification(s)/Amendment(s) related to Residue Monitoring Plan (RMP) Grapes

- » Grapes Season 2014