

**APTA BUSINESS FORUM**  
**13<sup>th</sup> ,14<sup>th</sup> November 2014**  
**New Delhi , India**



# Asia-Pacific Trade Agreement (APTA)

- ▶ Bangkok agreement -- signed 2005 effect from September 2006.
- ▶ open to all members of (UNESCAP or ESCAP) United Nations Economic and Social Commission for Asia and the Pacific.

## Member states [\[edit\]](#)

- |  |   |  |
|--|---|--|
| •  Afghanistan  | •  Kazakhstan                     | •  Russia           |
| •  Armenia      | •  Kiribati                       | •  Samoa            |
| •  Australia    | •  Kyrgyzstan                     | •  Singapore        |
| •  Azerbaijan   | •  Laos                           | •  Solomon Islands  |
| •  Bangladesh   | •  Malaysia                       | •  South Korea      |
| •  Bhutan       | •  Maldives                       | •  Sri Lanka        |
| •  Brunei       | •  Marshall Islands               | •  Tajikistan       |
| •  Burma        | •  Federated States of Micronesia | •  Thailand         |
| •  Cambodia   | •  Mongolia                     | •  Tonga          |
| •  China      | •  Nauru                        | •  Turkey         |
| •  East Timor | •  Nepal                        | •  Turkmenistan   |
| •  Fiji       | •  Netherlands                  | •  Tuvalu         |
| •  France     | •  New Zealand                  | •  United Kingdom |
| •  Georgia    | •  North Korea                  | •  United States  |
| •  India      | •  Pakistan                     | •  Uzbekistan     |
| •  Indonesia  | •  Palau                        | •  Vanuatu        |
| •  Iran       | •  Papua New Guinea             | •  Vietnam        |
| •  Japan      | •  Philippines                  |  |

## Perceived benefits of APTA for participant countries

- ▶ Greater market access.
- ▶ Win-win for Trading Partners
- ▶ Efficiency from Specialization & Competition
- ▶ Accrue the benefits of Economies of Scale
- ▶ Products Diversification
- ▶ FDI Inflows

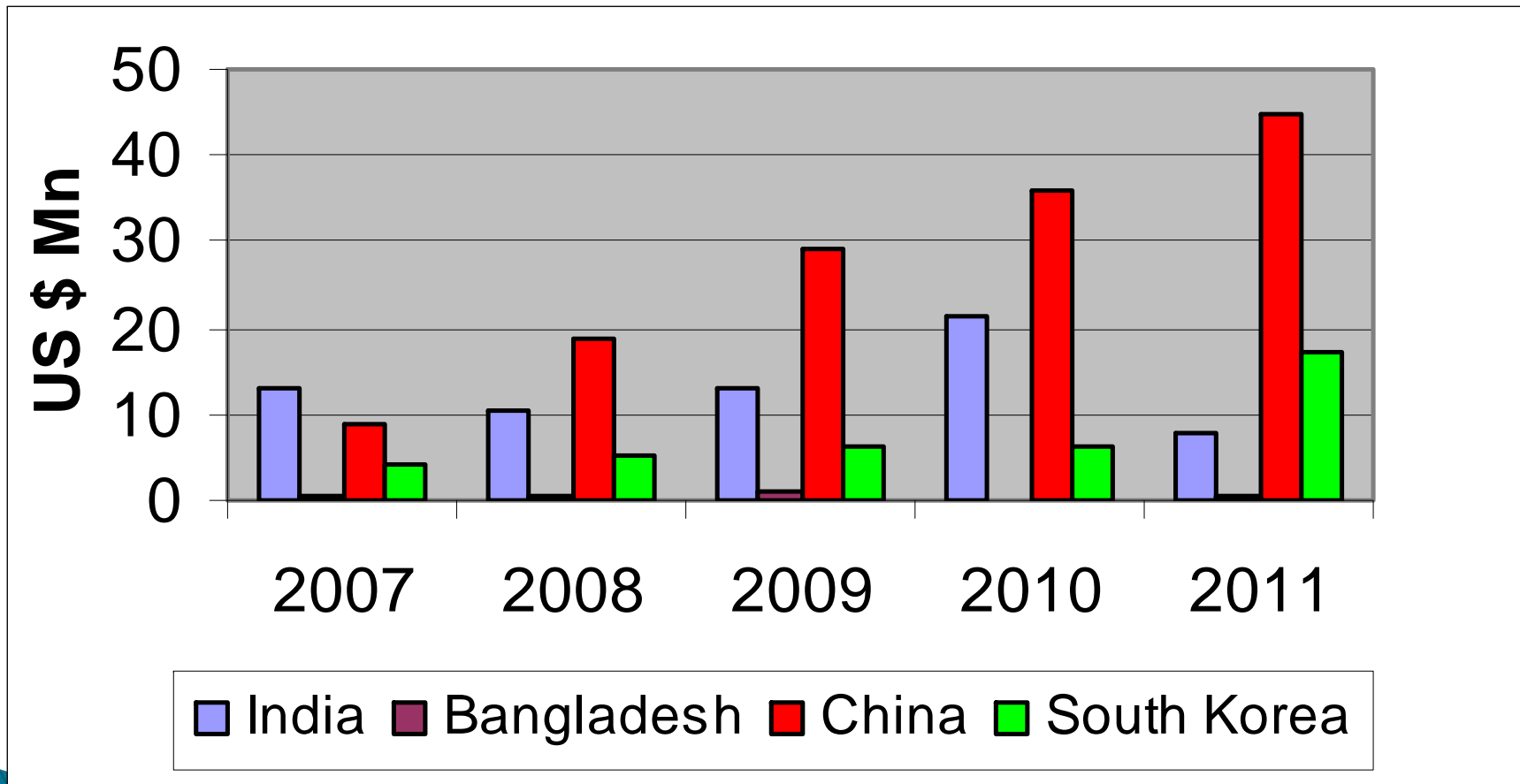


# ? WHAT'S THE STATUS OF SRI LANKA'S EXPORTS UNDER APTA (USD MILLION)

	<b>India</b>	<b>Bangladesh</b>	<b>China</b>	<b>South Korea</b>	<b>Laos</b>	<b>Total exports</b>
<b>2007</b>	<b>13.17</b>	<b>0.50</b>	<b>9.03</b>	<b>4.40</b>	<b>negligible</b>	<b>27.10</b>
<b>2008</b>	<b>10.40</b>	<b>0.70</b>	<b>19.00</b>	<b>5.20</b>	<b>negligible</b>	<b>35.30</b>
<b>2009</b>	<b>13.10</b>	<b>1.30</b>	<b>28.98</b>	<b>6.10</b>	<b>negligible</b>	<b>49.48</b>
<b>2010</b>	<b>21.60</b>	<b>0.20</b>	<b>36.16</b>	<b>6.50</b>	<b>negligible</b>	<b>64.46</b>
<b>2011</b>	<b>7.92</b>	<b>0.27</b>	<b>44.83</b>	<b>16.98</b>	<b>negligible</b>	<b>70.00</b>
<b>Growth 2010-2011</b>	<b>-63%</b>	<b>35%</b>	<b>24%</b>	<b>161%</b>	<b>negligible</b>	<b>9%</b>
<b>Growth 2007-2011</b>	<b>-40%</b>	<b>-46%</b>	<b>396%</b>	<b>286%</b>	<b>negligible</b>	<b>159%</b>

Source– Department of Commerce Sri Lanka<sub>4</sub>

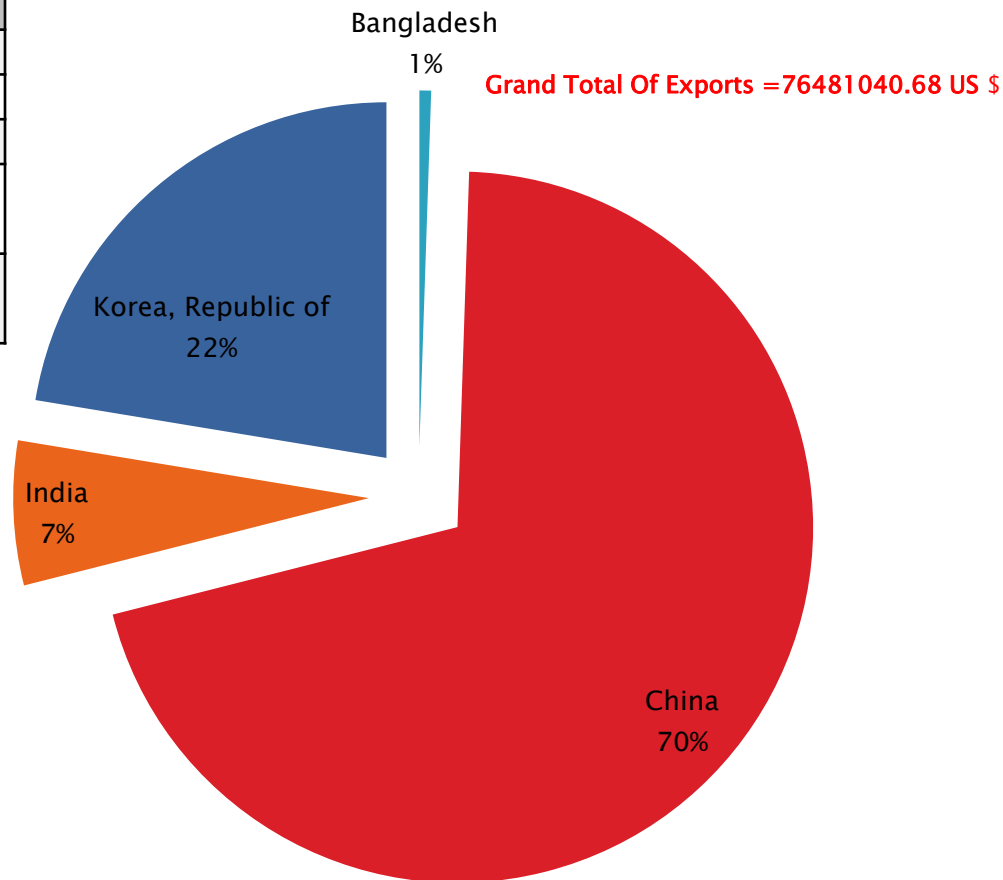
# SRI LANKA'S EXPORTS UNDER APTA (2007 - 2011)



Source- Department of Commerce Sri Lanka

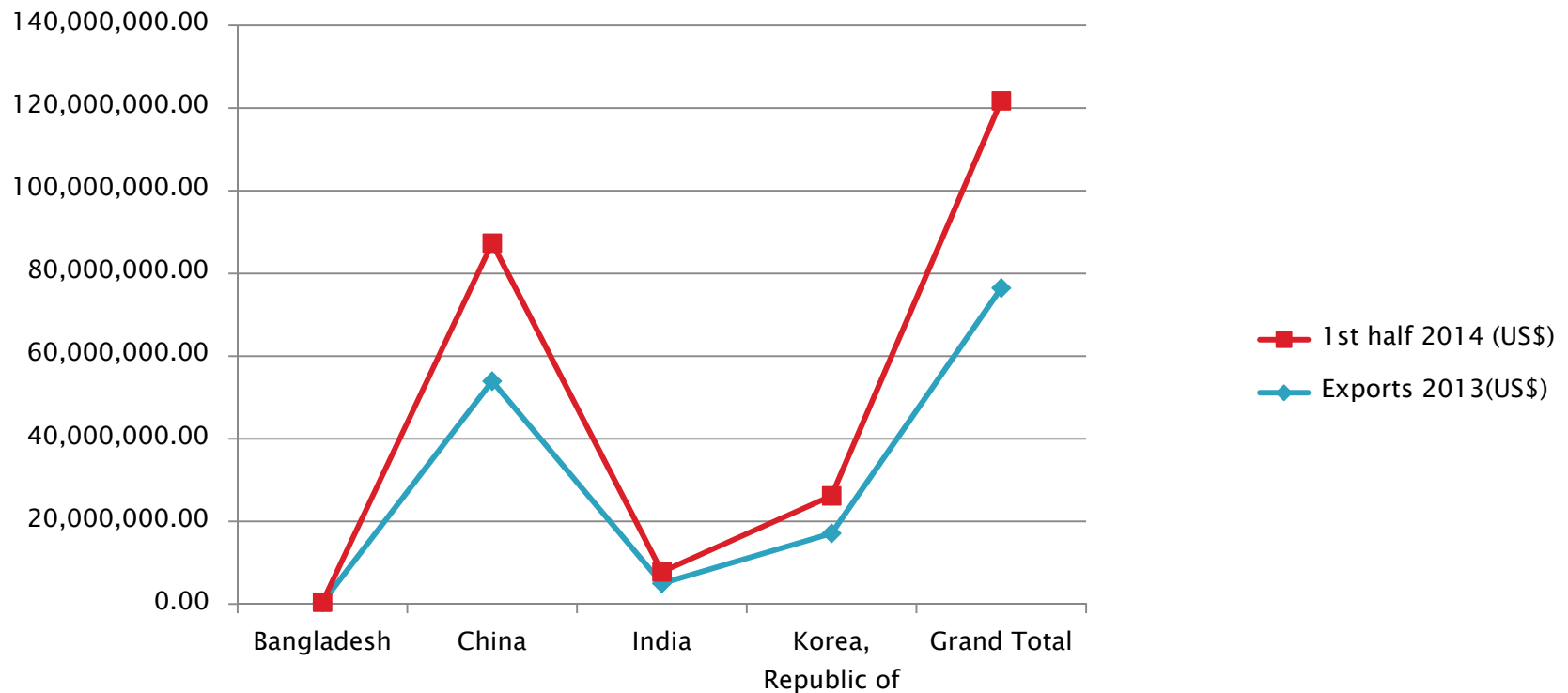
## Sri Lanka continued to increase its exports under the APTA Exports 2013 US \$

Country	Exports 2013 US \$
<i>Bangladesh</i>	402,629.82
<i>China</i>	53,933,760.51
<i>India</i>	5,014,899.20
<i>Korea, Republic of</i>	17,129,751.15
<i>Grand Total</i>	76,481,040.68



Source- Department of Commerce Sri Lanka

# Sri Lanka's Exports under APTA 2013/2014



Source- Department of Commerce Sri Lanka

Country	Exports 2013(US\$)	1st half 2014 (US\$)
Bangladesh	402,629.82	48,912.42
China	53,933,760.51	33,405,501.08
India	5,014,899.20	2,778,979.02
Korea, Republic of	17,129,751.15	9,054,402.85
Grand Total	76,481,040.68	45,287,795.38

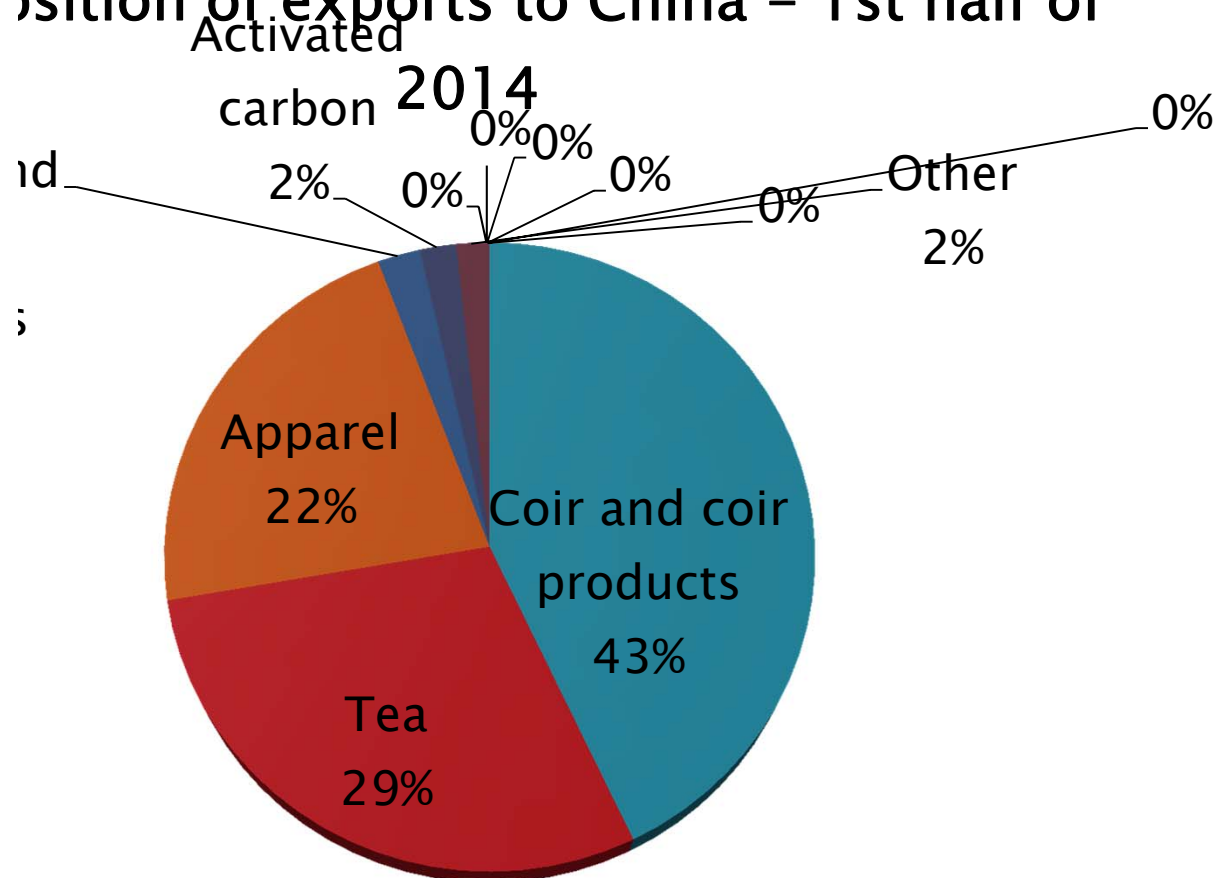
[https://www.yunbaogao.cn/report/index/report?reportId=5\\_4785](https://www.yunbaogao.cn/report/index/report?reportId=5_4785)

预览已结束，完整报告链接和二维码如下：



# Exports to China under APTA 2014

Composition of exports to China – 1st half of



Majority of exports being coir fiber. Other  
fish, and apparel.

Source– Department of Commerce Sri Lanka