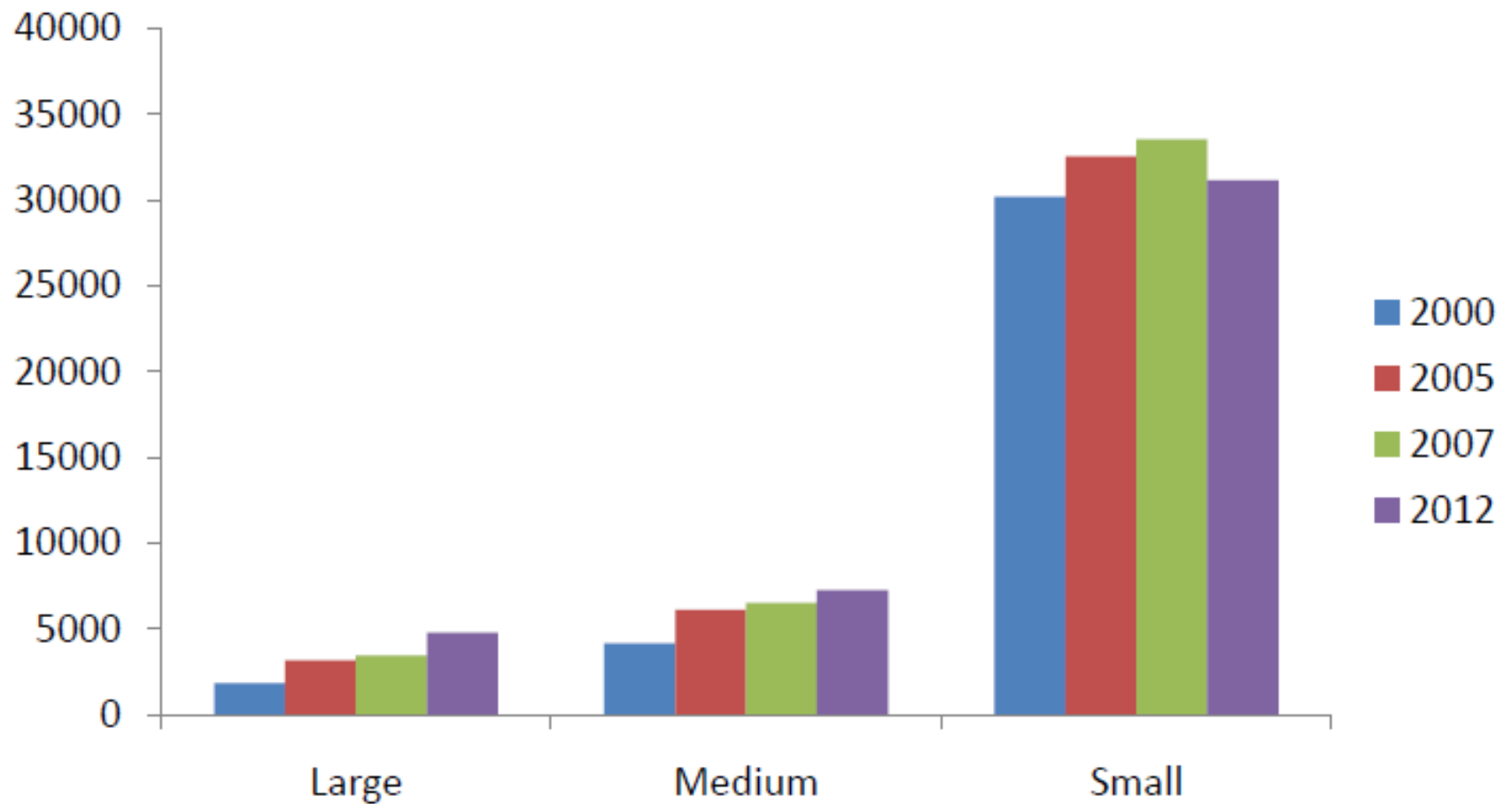


Myanmar Food Industry



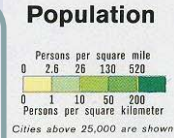


Growth of Registered Private Industries



Industrial Zones

Monywa Ind. Zone
Kalay Ind. Zone
Sagaing Division



Taunggyi Ind. Zone
Shan State

Pakokku Ind. Zone
Yenangyaung Ind. Zone
Magway Division

Mandalay Ind. Zone
Myingyan Ind. Zone
Maitila Ind. Zone
Mandalay Division

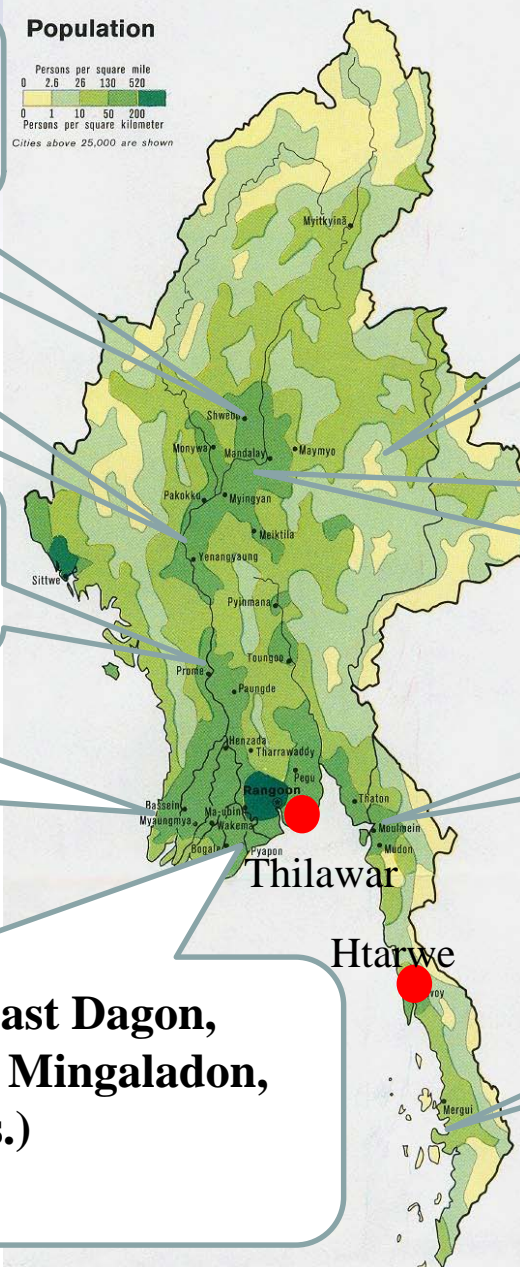
Pyay Ind. Zone
Bago Division

Mawlamyine Ind. Zone
Mon State

Patheingyi Ind. Zone
Myangmya Ind. Zone
Hinthada Ind. Zone
Ayerwady Division

Myeik Ind. Zone
Tanintharyi Division

Shwepyithar, Hlaingtharyar, East Dagon,
South Dagon, Dagon Seikkan, Mingaladon,
Shwelinban, Tharduakan (8 nos.)
Yangon Division



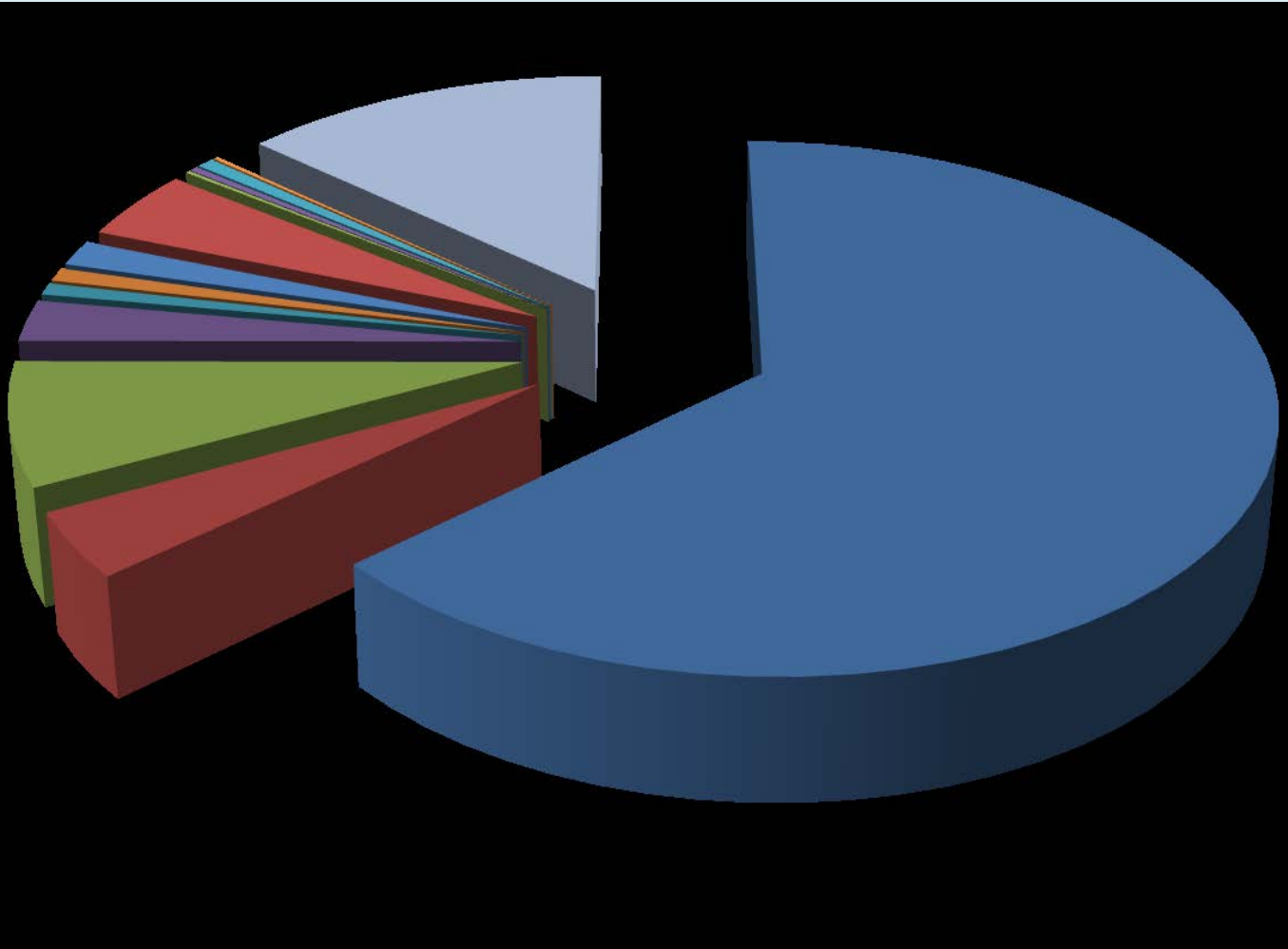
Distribution of SMIs in Myanmar

No	Sub-Sector	Large	Small	Medium	Total	Share%
1	Food & Beverages	2369	20976	4110	27455	63.51
2	Clothing & wearing apparel	341	1001	380	1722	3.98
3	Construction materials	510	2117	650	3277	7.58
4	Personal goods	375	410	330	1115	2.58
5	Household goods	144	97	79	320	0.74
6	Printing & publishing	60	183	117	360	0.83
7	Industrial raw material	169	282	240	691	1.6
8	Mineral and petroleum	315	1204	381	1900	4.39
9	Agricultural equipment	9	37	25	71	0.16
10	Machinery & equipment	15	66	49	130	0.3
11	Transport vehicles	194	33	40	267	0.62
12	Electrical goods	43	12	15	70	0.16
13	Miscellaneous	264	4799	791	5854	13.54
	Total	4808	31217	7207	43232	100.00
	Percentage	11.12	16.67	72.21	100	

Source: Ministry of Industry(1), Directorate of Industrial Supervision and Inspection, as of 31-7-2012

Industries in Myanmar

- Food Industry
– 63.51%
- Miscellaneous
– 13.54%
- Sheltering
– 7.58%
- Metallurgy
– 4.39%
- Clothing
– 3.98%

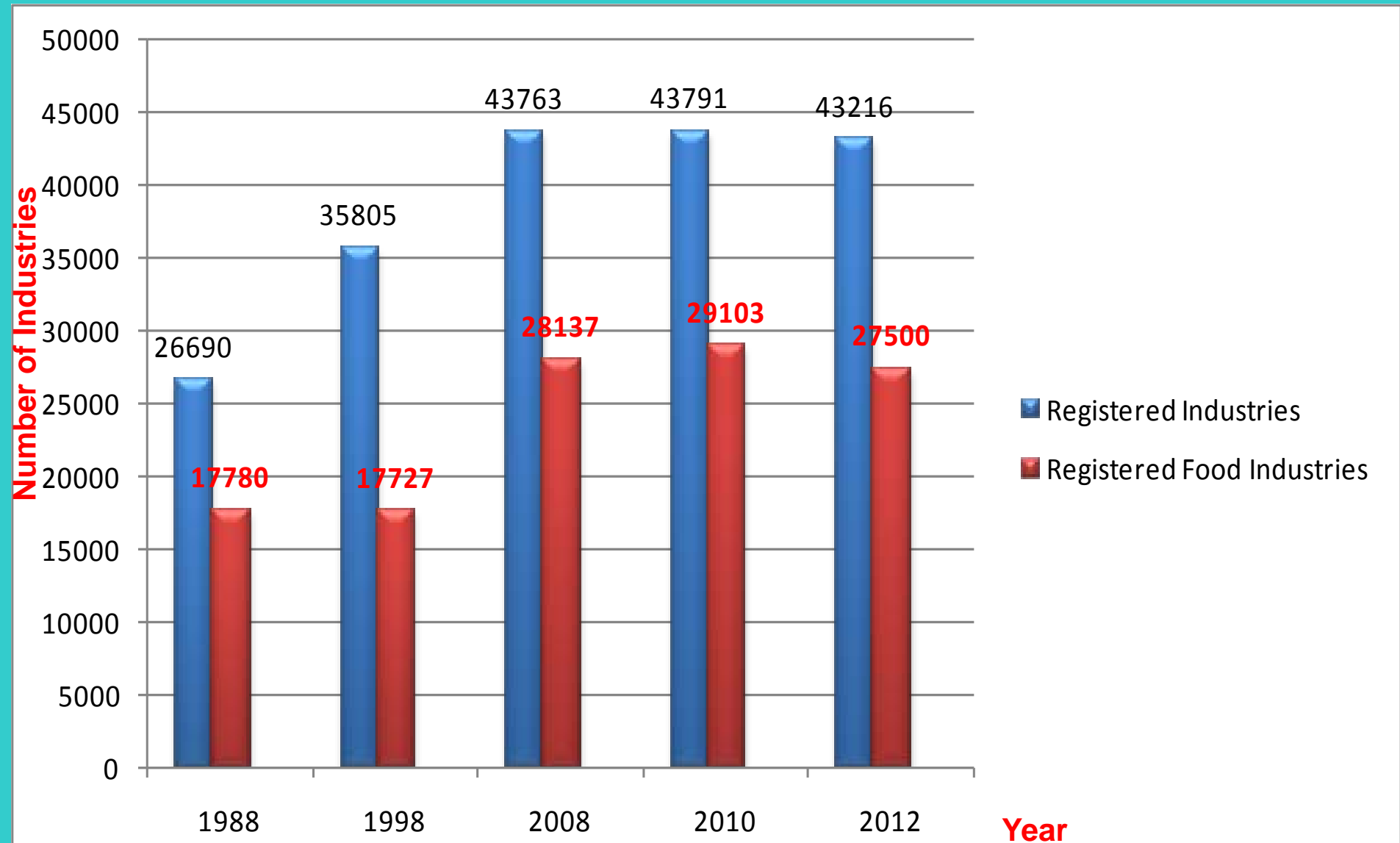


Food Processors & Producers in Yangon-2010

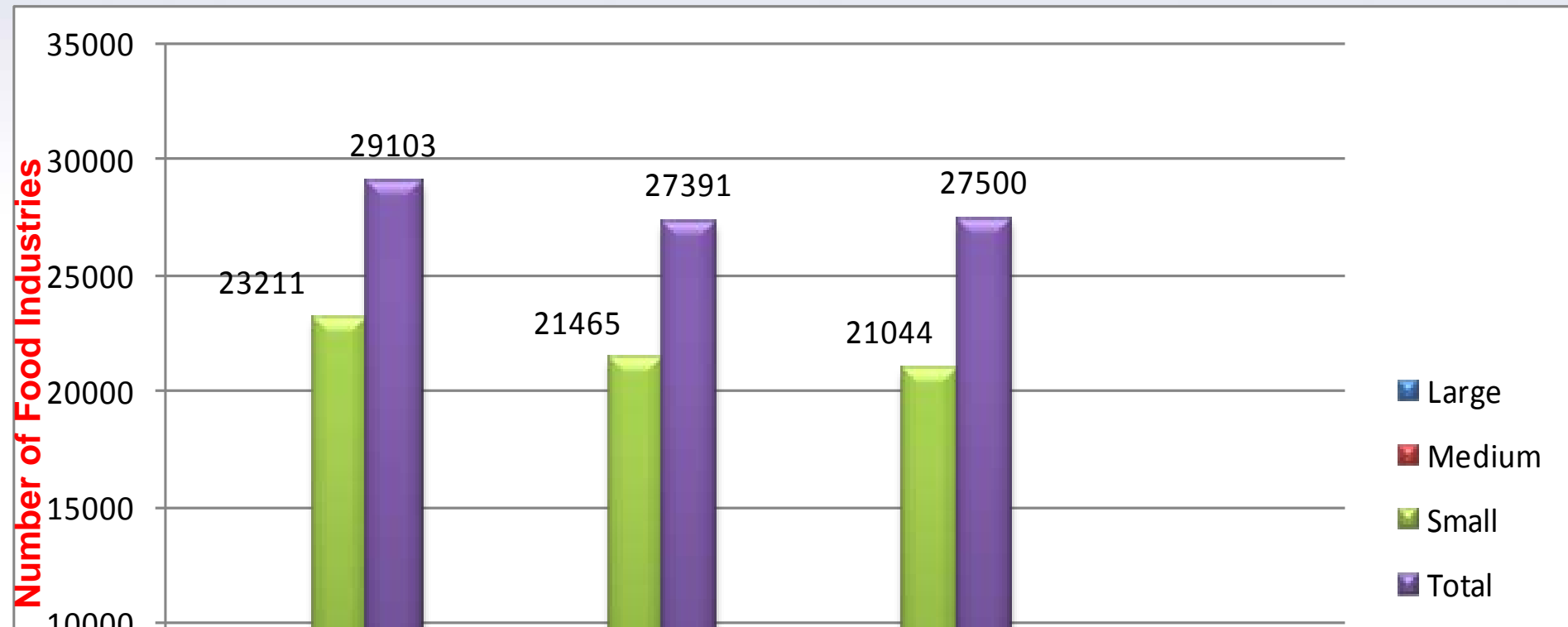
Sr.	Categories	No. of Business
1	Alcohol & Beer	26
2	Confectionary	142
3	Coffee dealers	7
4	Condensed milk	3
5	Cooking Oil Mill	26
6	Drinking Water	34
7	Fish & Prawn Crackers	2
8	Food Flavor	1
9	Foodstuffs	39
10	Ice Cream & Ice Lolly	6
11	Ice Factory	63
12	Indian Curry Powder Mills	7

Sr.	Categories	No. of Business
13	Jams	16
14	Jelly	2
15	Noodles (Instant)	8
16	Thin Wheat Noodles/Vermicelli	53
17	Snack	6
18	Soft Drinks, Juice & Beverages	22
19	Soya Bean Sauce	3
20	Sunflower Seeds	2
21	Wafer	5
22	Wheat Mills	12
	Total	485

Registered Industries and Food Industries



Registered Food Industries (Large/ Medium/Small) (2010-2012)



预览已结束，完整报告链接和二维码如下：

https://www.yunbaogao.cn/report/index/report?reportId=5_5312

