

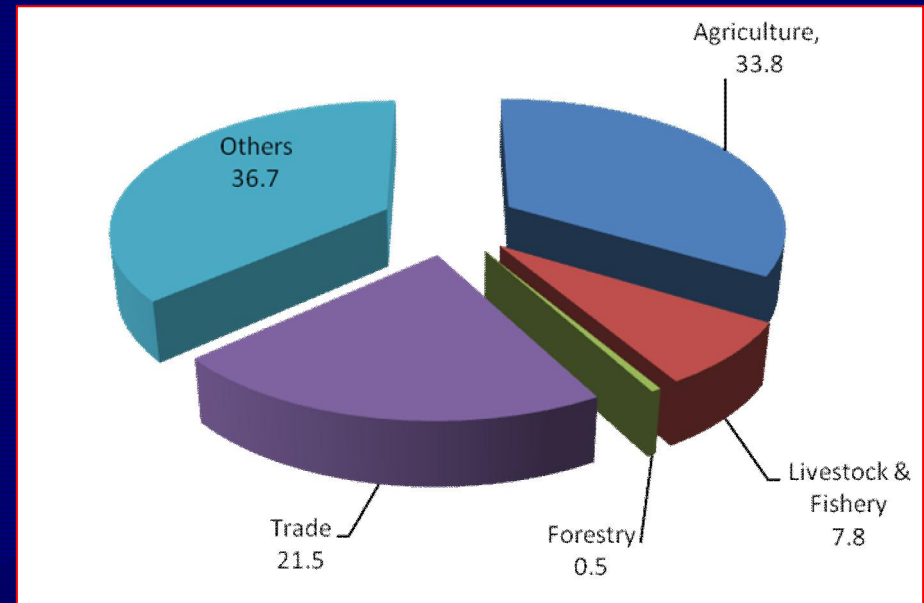


# **Present Rice Production Situation and Future Potential in Myanmar**

**Ye Tint Tun**  
**Dy. General Manager**  
**Myanma Agriculture Service**

# Myanmar Economy and Agriculture

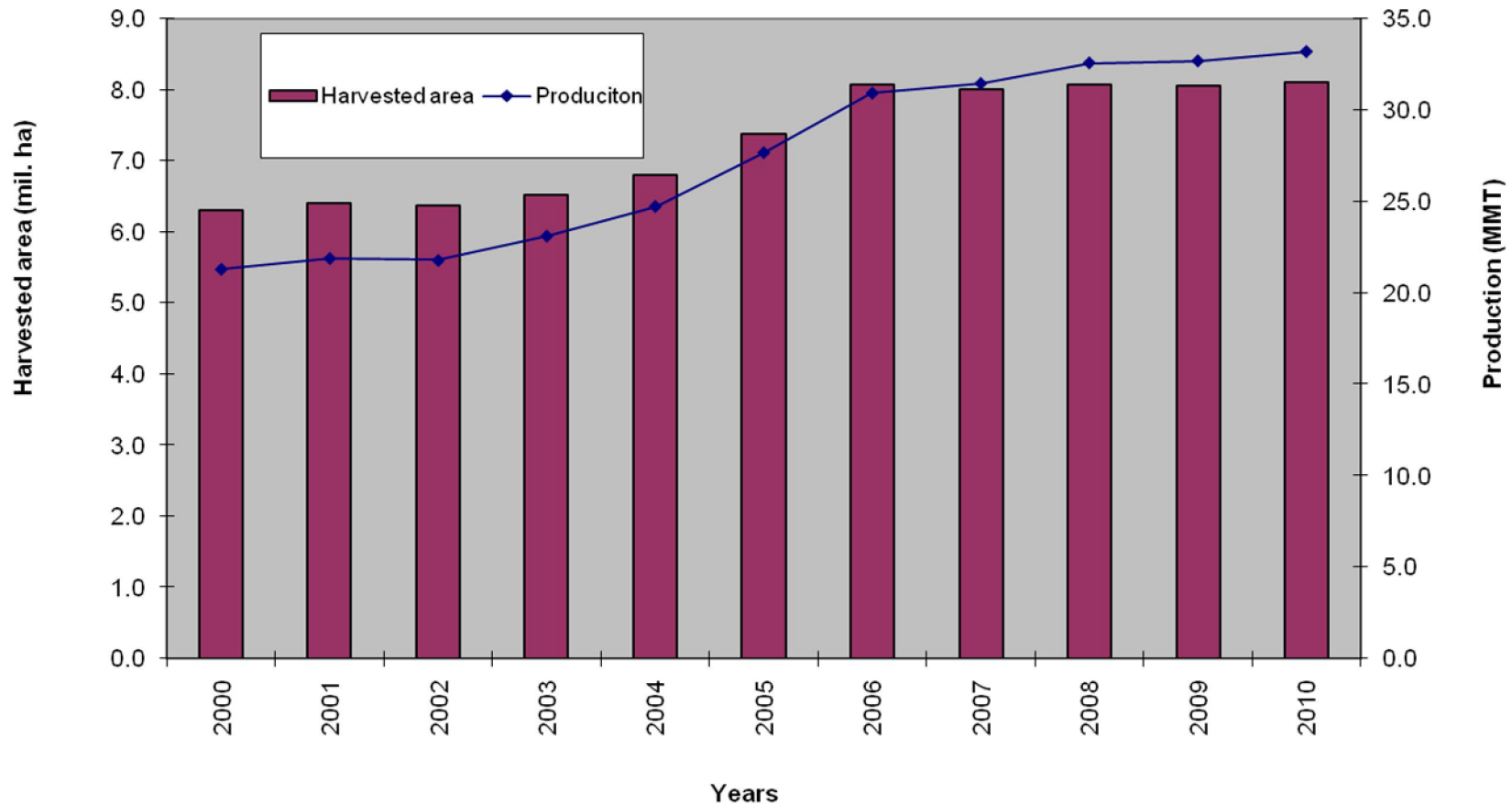
- Agriculture is main economic sector in Myanmar.
- The agricultural sector contributes 33.8 % of the nation's GDP (2008-09 constant producers' prices)
- The country's export value in 2008-09 p.a was 37028 million Kyats of which agriculture commodities shared 15.53%



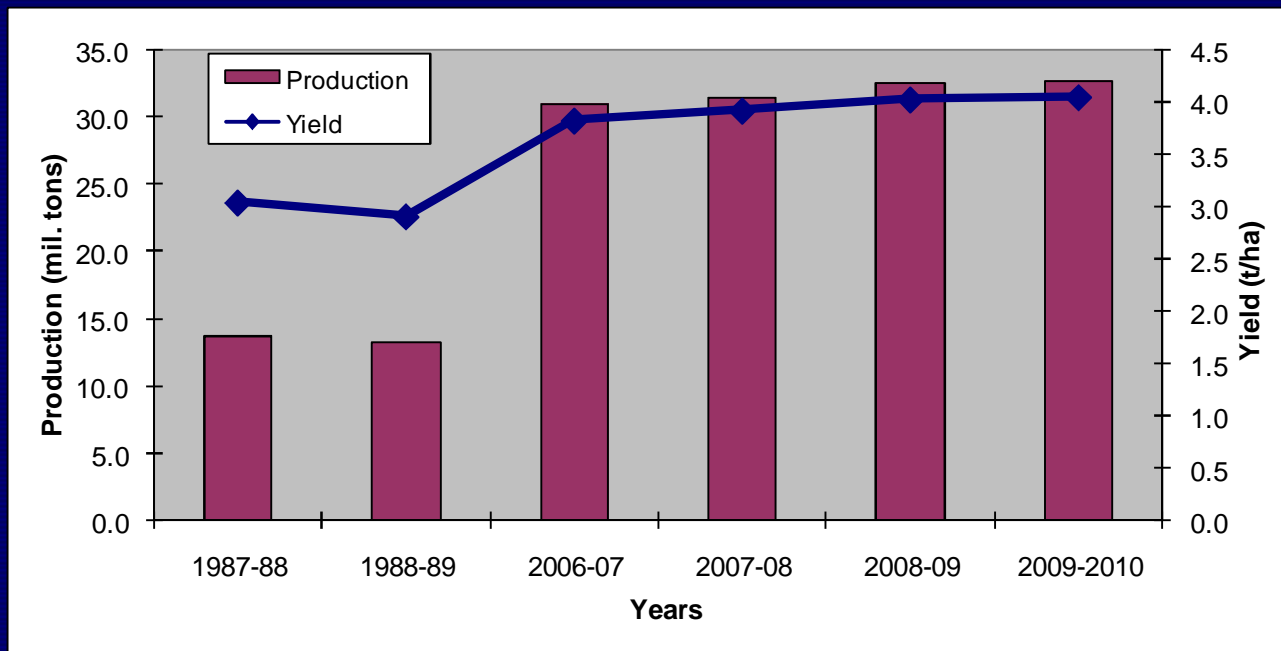
# Land Utilization in Myanmar (2009-2010)

	Area (mil. ha)	%
Net sown area	11.98	17.71
Fallow land	0.24	0.35
Culturable waste land	5.61	8.29
Reserved forest	16.90	24.98
Other forests	16.25	24.02
Other	16.68	24.65
<b>Total</b>	<b>67.66</b>	<b>100.00</b>

# Rice production in Myanmar



# Rice sufficiency and surplus



Year	Seed	Loss	Consumption	Utilization Total	surplus Rice (mil ton)	Sufficiency %
1987-88	0.48	0.72	11.48	12.68	0.46	108
1988-89	0.49	0.74	11.70	12.93	0.11	102
2006-07	0.84	1.26	16.60	18.70	5.86	165
2007-08	0.83	1.25	16.89	18.98	5.98	166
2008-09	0.83	1.25	17.15	19.23	6.39	169
2009-2010	0.83	1.25	17.37	19.45	6.34	168

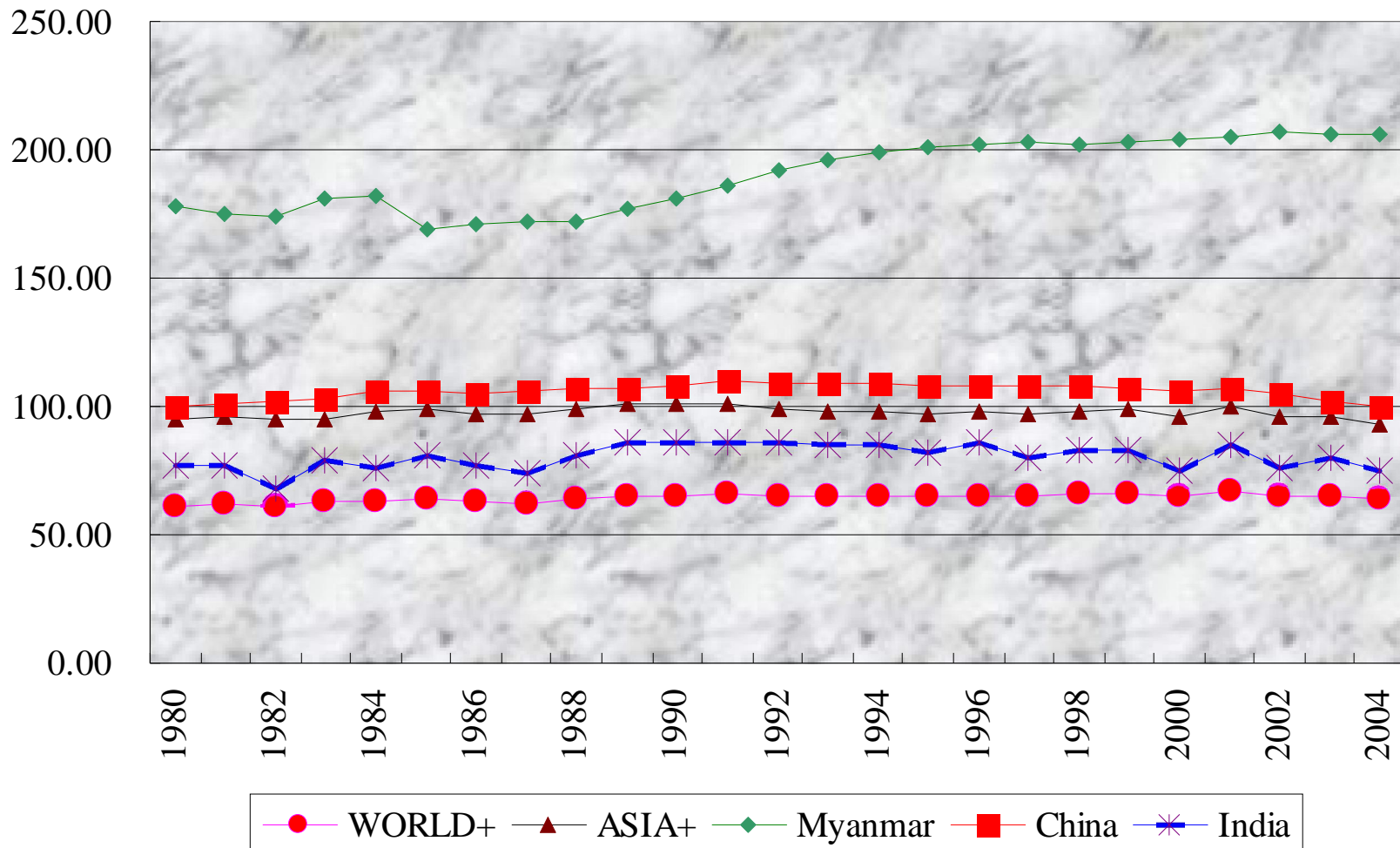
# Major Rice Producer in the World (2008)

Country	Harvested Area		Yield		Production	
	(Mil.ha)	Rank	(Mt/Ha)	Rank	(Mil.ton)	Rank
<b>China</b>	<b>29</b>	<b>2</b>	<b>6.56</b>	<b>1</b>	<b>193</b>	<b>1</b>
<b>India</b>	<b>44</b>	<b>1</b>	<b>3.37</b>	<b>6</b>	<b>148</b>	<b>2</b>
<b>Indonesia</b>	<b>12</b>	<b>3</b>	<b>4.89</b>	<b>3</b>	<b>60</b>	<b>3</b>
<b>Bangladesh</b>	<b>12</b>	<b>4</b>	<b>3.99</b>	<b>4</b>	<b>47</b>	<b>4</b>
<b>Viet Nam</b>	<b>7</b>	<b>7</b>	<b>5.22</b>	<b>2</b>	<b>39</b>	<b>5</b>
<b>Thailand</b>	<b>11</b>	<b>5</b>	<b>2.96</b>	<b>7</b>	<b>32</b>	<b>6</b>
<b>Myanmar</b>	<b>8</b>	<b>6</b>	<b>3.72</b>	<b>5</b>	<b>30</b>	<b>7</b>

**Egypt 9.84 Mt/Ha, Australia 8.38 Mt/Ha, USA 7.78 Mt/Ha**

Source: Selected indicators, FAO RAP Pub., 2010/12

# Per Capita Consumption of Milled Rice in Selected Countries



# Basic Concepts for Improving Agricultural Productivity

1. Use of quality seeds
2. Application of modern production technologies
3. Proper utilization of agricultural inputs (irrigation water, organic and inorganic fertilizers)
4. Reduction of losses (seeds, inputs and post-harvest losses)
5. Secure market for generating increased income

预览已结束，完整报告链接和二维码如下：

[https://www.yunbaogao.cn/report/index/report?reportId=5\\_5768](https://www.yunbaogao.cn/report/index/report?reportId=5_5768)

