



Closing the Trade & Supply Chain Finance Gap:

Selected Observations

ARTNeT Research Workshop

Macau, China

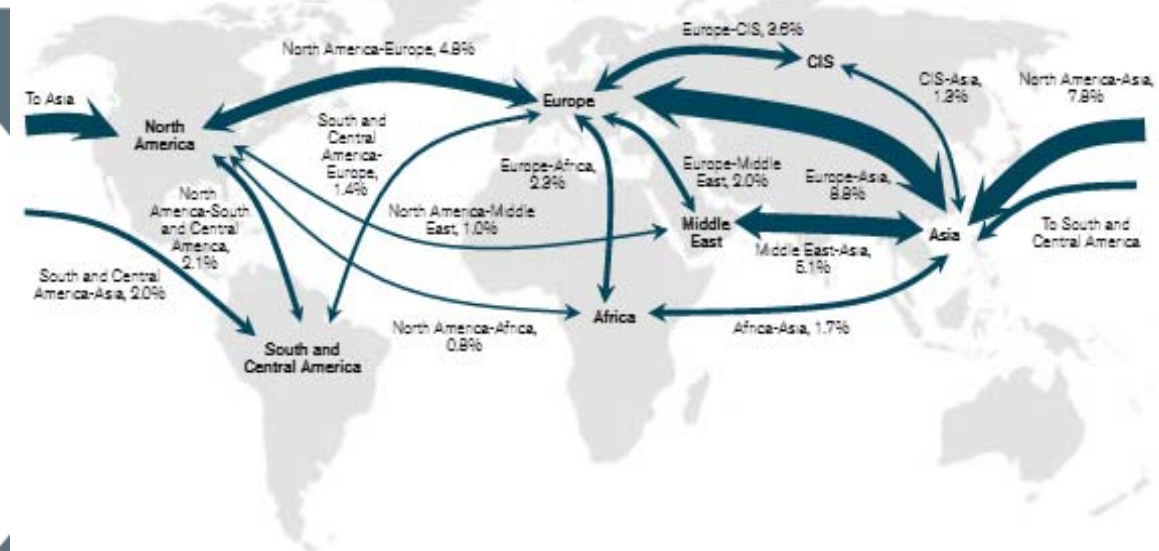
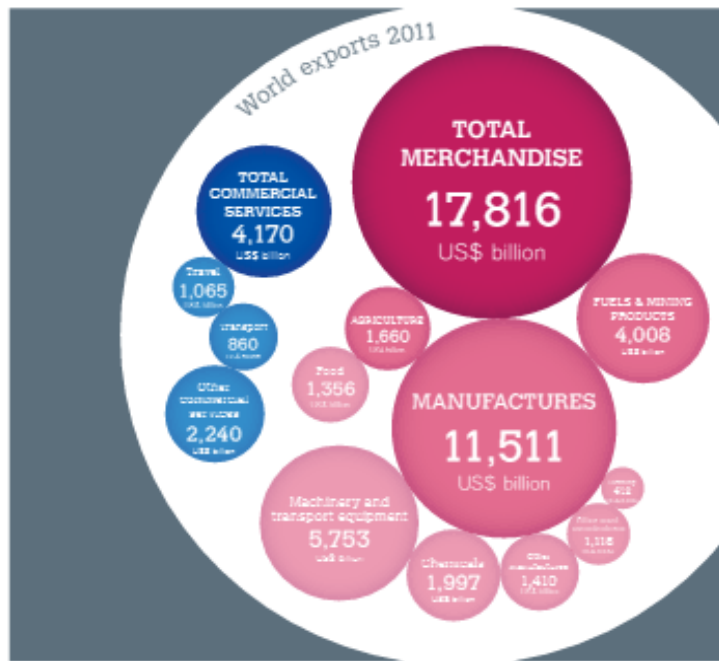
***Alexander R. Malaket, CITP, President
OPUS Advisory Services International Inc.***



Key Messages

- Trade is critical to the APAC Region, and ***trade finance enables up to 90% of global import and export flows***
- Trade continues to be acknowledged as an important driver for post-crisis recovery and a key contributor to international development, ***trade finance*** currently enjoys ***unprecedented profile***
- There is a significant gap in trade and supply chain finance globally, but ***our understanding of the nature of this gap***, and solutions to it, require more robust analysis
- There are ***important initiatives*** and innovations in trade finance, both in research and analysis and in product and solution-level innovations that will be ***critical to closing the gap***

International Trade Statistics 2012



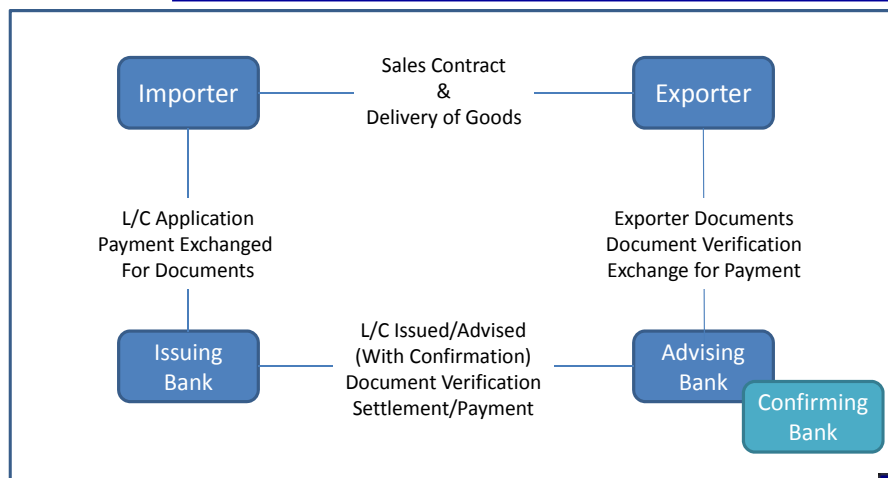
Source: WTO Secretariat estimates.

Note: World trade includes intra-EU trade. Arrow weights based on shares in 2011. Trade within regions and with unspecified destinations represented 54% of world trade in 2011.

- Industry metrics suggest 80-90% of global trade is supported by some form of trade finance. Export Credit Agencies (ECA's) alone support about 10% of global trade
- Emerging sourcing patterns and trade flows, including flows to and from Asia, are likewise dependent on financing. Extended global supply chains and regional trade flows alike require liquidity and risk mitigation solutions available through trade finance
- The link between trade finance and the creation of economic value has only recently been the focus of serious analysis; An Asian Development Bank (ADB) Survey suggests a 10% increase in trade finance can translate to a 5% increase in business activity and demand for human resources

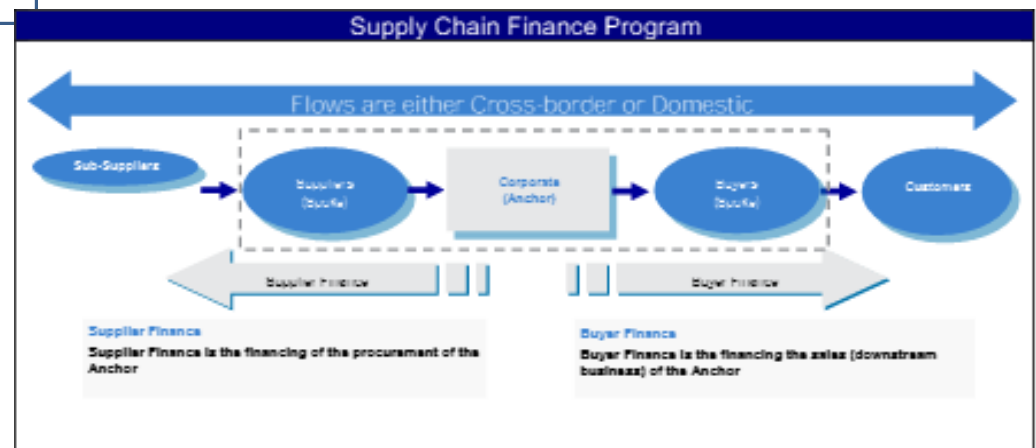
Traditional & Supply Chain Finance

Payment <ul style="list-style-type: none"> Secure Timely & Prompt Global Low-cost All leading currencies 	Financing <ul style="list-style-type: none"> Available to importer or exporter Several stages in the transaction No impact in Operating Line for exporters 	Risk Mitigation <ul style="list-style-type: none"> Risk Transfer Country, Bank and Commercial Risk Transport Insurance Export Credit Insurance 	Information <ul style="list-style-type: none"> Financial flows Shipment Status Quality of Shipment L/C systems include web & desktop solutions
------------------------------------------------------------------------------------------------------------------------------------------------------------------------	----------------------------------------------------------------------------------------------------------------------------------------------------------------------------------------------------	-------------------------------------------------------------------------------------------------------------------------------------------------------------------------------------------------	-----------------------------------------------------------------------------------------------------------------------------------------------------------------------------------------------------



- Long-established, familiar instruments supported by global rules and practices
- Effective in high-risk and developing markets
- SME's underserved by banks but supported by IFI's and ECA's
- Use of "Traditional Trade" globally is flat and trending down

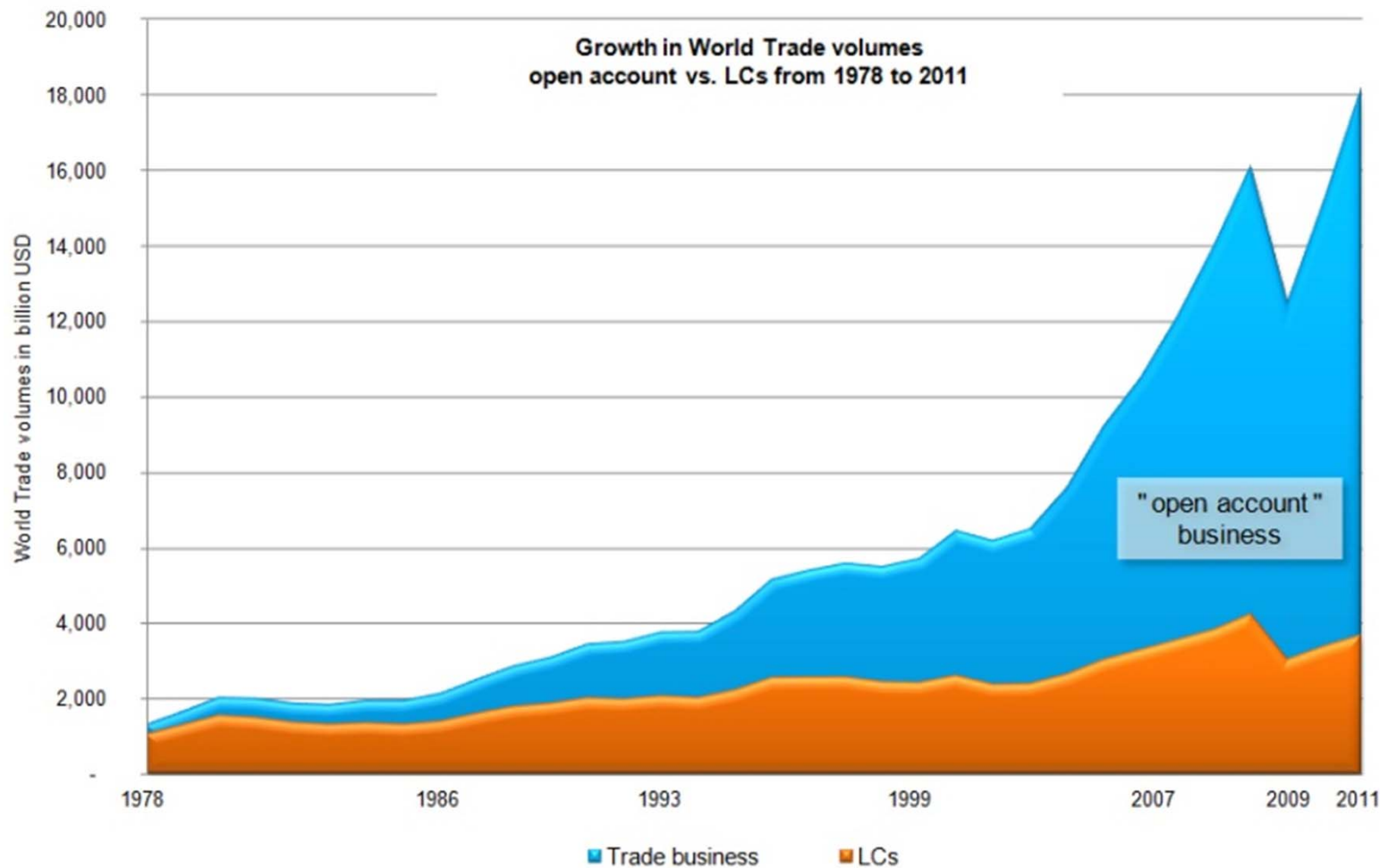
- Evolving proposition around global supply chains
- Strong potential for SME Suppliers based in Emerging and Developing Markets
- International Financial Institutions (IFI's) contributing significantly to evolution of SCF Proposition
- Rapid growth and utilization of SCF facilities
- Cross-border factoring growth 36% in 2012



cash in advance 19%–22% \$3.0 trillion– \$3.5 trillion	bank trade finance 35%–40% \$5.5 trillion– \$6.4 trillion	open account 38%–45%, \$6.0 trillion–\$7.2 trillion		
		credit covered by BU members \$1.25 trillion– \$1.50 trillion	arm's-length nonguaranteed	intrafirm

← \$15.9 trillion in global merchandise trade (2008 IMF estimate) →

Source: *Trade Finance During the Great Trade Collapse*, World Bank, 2012



Source: Unicredit
WTO Public Forum

The Trade/Supply Chain Finance “Gap”

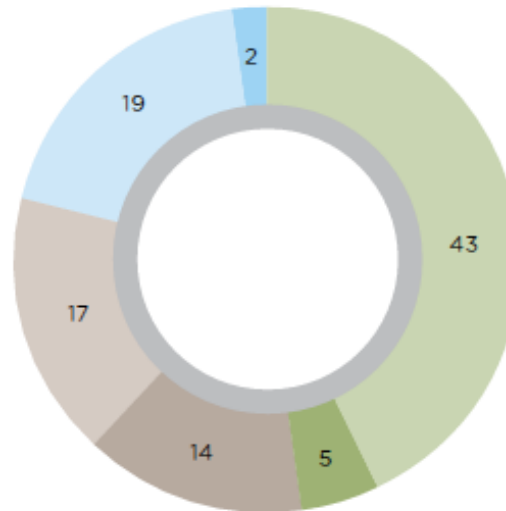
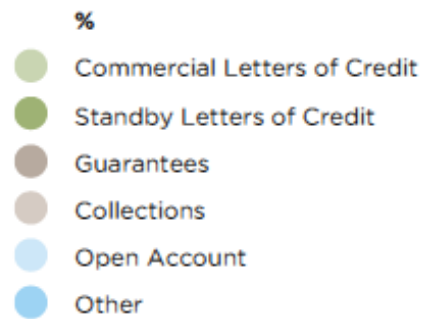
For instance, a recent ADB study cited in this report showed a trade finance gap, **represented by unmet demand for lending and guarantees**, of USD1.6 trillion in trade, **USD425 billion alone in developing Asia**. According to a World Bank-IFC study, total SME lending in South-Sahara Africa is also estimated at USD25 billion-30 billion, leaving a gap of USD80 billion-100 billion.

Source: ICC: Rethinking Trade and Trade Finance 2013

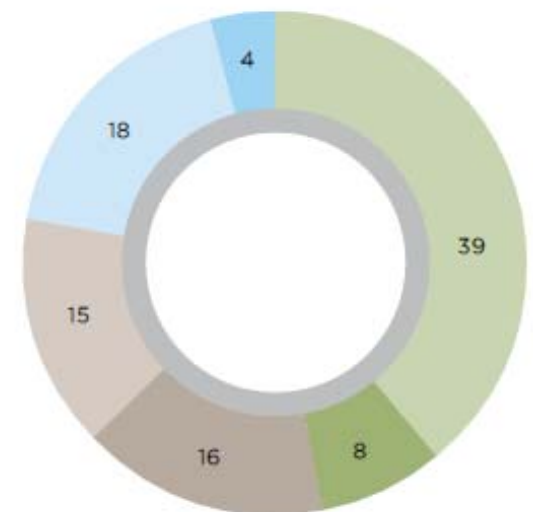
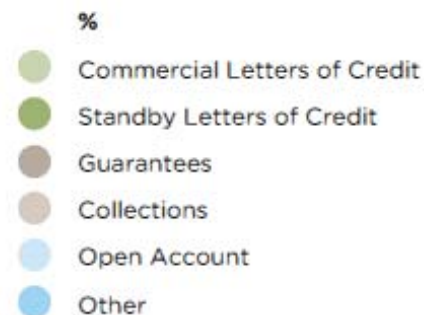
To understand “unmet demand”, we have used proxies such as declined financing requests, but this approach is likely to significantly underestimate the size of the trade and supply chain finance gap!

Open Account/SCF: Majority of Transactions, Minority of (Bank) Portfolios

Export Trade Finance Mix



Trade finance is a highly concentrated industry, globally. Top 7-10 banks might control 70-80% market share in traditional products, but penetration in open account and SCF is still low



预览已结束，完整报告链接和二维码如下：

https://www.yunbaogao.cn/report/index/report?reportId=5_5935



beginning to undertake academically robust analysis
and supply chain finance

Industry and market sizing are now available, with
the metrics

in the lead in establishing the critically important Trade
It Register and is now leading in its effort to link trade
to economic value-creation

UN agencies increasingly important in part due to
intellectual energy to the challenges of trade finance
but closing the trade and supply chain finance gap is
ever, we need to understand the gap and some of its
ated causes