



Regional Power Grid **Connectivity for Sustainable Development** in North-East Asia

Policies and Strategies

Regional Power Grid **Connectivity for Sustainable Development** in North-East Asia

Policies and Strategies

United Nations publication
Copyright © United Nations 2020
All rights reserved
ST/ESCAP/2920

This publication may be reproduced in whole or in part for educational or nonprofit purposes without special permission from the copyright holder, provided that the source is acknowledged. The ESCAP Publications Office would appreciate receiving a copy of any publication that uses this publication as a source.

Use may not be made of this publication for resale or any other commercial purpose whatsoever without prior permission. Applications for such permission, with a statement of the purpose and extent of reproduction, should be addressed to the Secretary of the Publications Board, United Nations, New York.

The designations employed and the presentation of material on this map do not imply the expression of any opinion whatsoever on the part of the Secretariat of the United Nations concerning the legal status of any country, territory, city or area or of its authorities, or concerning the delimitation of its frontiers or boundaries.

References to dollars (\$) are to United States dollars unless otherwise stated.

Acknowledgements

The preparation of this report was led by the Energy Division of the United Nations Economic and Social Commission for Asia and the Pacific (ESCAP) under the direction of Hongpeng Liu, Director of the Energy Division, ESCAP, Michael Williamson, Section Chief of the Energy Division, ESCAP and Matthew David Wittenstein, Section Chief of the Energy Division, ESCAP.





Maria Pastukhova, German Institute for International and Security Affairs (SWP), was the primary author.

Valuable contributions and comments were provided by: Prasoon Agarwal, Regional Programme Officer for Asia-Pacific, International Renewable Energy Agency (IRENA); Ganbold Baasanjav, Director, ESCAP Subregional Office for East and North-east Asia; Demchigjav Chimeddorj, Director of Business Strategy and Planning, Erdenes Mongol; Daniel del Barrio Alvarez, University of Tokyo; Gao Yi, Global Energy Interconnection Development and Cooperation Organisation (GEIDCO); Choong-Hee Han, Ministry of Foreign Affairs, Republic of Korea; Jung-hwan Kim, Asia Development Bank (ADB); Sung Eun Kim, Programme Officer, UN ESCAP Subregional Office for East and North-East Asia; Hyun Ko, Regional Programme Officer, IRENA; Lei Xiaomeng, China Electricity Council (CEC); Mi-Jin Lee, Researcher, ESCAP Subregional Office for East and North-East Asia; Tumenjargal Makhbal, Mongolian Energy Economic Institute; David Morgado, Senior Energy Specialist, Asian Infrastructure Investment Bank (AIIB); Takashi Otsuki, Institute of Energy Economics Japan (IEEJ); Alexandra Prodan, Associate Professional for Central Asia, IRENA; Sergey Podkovalnikov, Melentiev Energy Systems Institute; Rao Jianye, Director, Electric Power Planning and Engineering Institute (EPPEI); Takanori Tomozawa, Ministry of Economy, Trade and Industry (METI), Japan; Jae Young Yoon, Korea Electrotechnology Research Institute (KERI).

Robert Oliver edited the manuscript. The cover and design layout were created by Lowil Espada.

Katie Elles, Kavita Sukanandan, Linn Leigland, Sompot Suphuththamongkhon and Chavalit Boonthanom of the ESCAP Strategic Publications, Communications, and Advocacy Section, coordinated the dissemination of the report.

Contents

	Acknowledgements	ii
	List of Figures	v
	List of Tables	vi
	Abbreviations and acronyms	vii
	Executive summary	x
	Introduction Towards sustainable energy for all through regional power grid interconnection	1
	A. Purpose and structure of this report	1
	B. Studies on power grid interconnection in North-East Asia: A review	3
	C. Regional specifics of North-East Asia: Inherent obstacles and new stimuli for cooperation on power grid connectivity	6
	D. Structure of this report	8
	Background Energy systems in North-East Asia	9
	A. Total final energy consumption	12
	B. Renewable potential of the region	16
	C. Sustainable Development Goal 7: State of play in North-East Asia	23
	D. Power sectors in North-East Asia	27
	Power grid connectivity in North-East Asia Current status and possible ways forward	30
	A. Existing cross-border power grid interconnections in North-East Asia	30
	B. Proposed power grid interconnection projects	31
	Sustainable power system development in North-East Asia Benefits of cooperation and challenges	37
	A. Economic aspects	38
	B. Technical/operational aspects	44
	C. Environmental and climate aspects	48
	D. Social aspects	50

Towards regional cooperation on North-East Asian power grid connectivity **Potential next steps and policy recommendations**

54

A. Policy recommendations for North-East Asia power system connectivity	55
Strategy 1. Building trust and political consensus on a common vision for power grid connectivity	57
Strategy 2. Developing a Master Plan for regional power grid interconnection	59
Strategy 3. Developing and implementing Intergovernmental Agreements, creating a broader institutional framework	60
Strategy 4. Coordinating, harmonizing and institutionalizing policy and regulatory frameworks	62
Strategy 5. Moving towards multilateral power trade and creating competitive cross-border electricity markets	63
Strategy 6. Coordinating cross-border transmission planning and system operation	65
Strategy 7. Mobilize investments in cross-border grid and generation infrastructure	66
Strategy 8. Capacity-building and sharing of information, data and best practices	67
Strategy 9. Ensuring that energy connectivity initiatives are compatible with the Sustainable Development Goals	68

Conclusion

69

Appendices

Appendix I. Overview of regional and cross-border interconnection proposals for North-East Asia	72
Appendix II: Renewable potential of North-East Asia (maps)	87
Appendix III: Power systems in North-East Asia – country profiles	90
People's Republic of China	90
Democratic People's Republic of Korea	92
Japan	95
Mongolia	98
Republic of Korea	101
Russian Federation (focus on Siberia and Far East)	105
References and literature review	109

List of Figures

Figure 1 _	Possible contributions of increased power grid connectivity in North-East Asia to SDG 7	3
Figure 2 _	Studies by year of publication, 1994-2020	4
Figure 3 _	Studies by the country of the issuing institution	4
Figure 4 _	Issues addressed by the studies on North-East Asia connectivity	5
Figure 5 _	Interconnection projects in focus	6
Figure 6 _	Total primary energy supply by source, 2018 (Mtoe)	10
Figure 7 _	TPES, Regional Energy Mix (2018)	11
Figure 8 _	Total final energy consumption in NEA by source (2018)	12
Figure 9 _	Self-sufficiency (total energy production/TPES, %), 2018	13
Figure 10 _	Electricity consumption in North-East Asia, 1990-2018, TWh	13
Figure 11 _A	Total CO ₂ emissions by country, 1990-2018 (Mt of CO ₂)	14
Figure 11 _B	CO ₂ emissions growth by country, compared to the 1990 level, 1990-2018 (%)	14
Figure 12 _	CO ₂ intensity of the energy mix by country, 1990-2018 (t CO ₂ /toe)	15
Figure 13 _	The Pacific "Ring of Fire"	17
Figure 14 _A	Renewable electricity generation by country, 2018 (TWh)	18
Figure 14 _B	Renewable electricity generation in NEA, 1990-2018 (TWh)	18
Figure 14 _C	Renewable power generation mix by country and source, 2018 (%)	19
Figure 15 _	Global LCOE from newly commissioned utility-scale renewable power generation technologies, 2010-2019	20
Figure 16 _	Average crystalline-silicon PV module efficiency, 2006-2018	21
Figure 17 _	Proportion of population with primary reliance on clean cooking facilities in China, DPRK and Mongolia, 2000-2018 (%)	24
Figure 18 _	Share of modern renewables in total final energy consumption by country (%), 2000-2017	25
Figure 19 _	Energy intensity measured in terms of primary energy and GDP, 2000-2017	26
Figure 20 _	Proposed course of the Asian Super Grid	33
Figure 21 _	Proposed North-East Asian Power System Interconnection by 2036	34
Figure 22 _	Proposed North-East Asia Energy Interconnection by 2050	35
Figure 23 _	Photovoltaic power potential	87
Figure 24 _	Wind power potential: Wind power density	88
Figure 25 _	Hydropower potential (GWh/year)	89
Figure 26 _	China's UHV power transmission lines	91
Figure 27 _	Power grid of the Democratic People's Republic of Korea	94
Figure 28 _	High-voltage power grid of Japan	96
Figure 29 _	Power grid of Mongolia	100
Figure 30 _	Republic of Korea power grid	103
Figure 31 _	Russian Federation power grid: Siberia and the Russian Far East	107

List of Tables

Table 1 _	Key energy statistics for North-East Asian economies, 2018	10
Table 2 _	Renewable energy targets of NEA countries for 2030 and progress to date.	21
Table 3 _	Renewable energy policies in place in North-East Asia	22
Table 4 _	Indicators of SDG 7, by country, in North-East Asia	23
Table 5 _	Power sectors in North-East Asia: Key figures	27
Table 6 _	Power generation resources, by country, in North-East Asia	28
Table 7 _	Overview of power system structure, by country, in North-East Asia	29
Table 8 _	Existing cross-border interconnections in North-East Asia	31

预览已结束，完整报告链接和二维码如下：

https://www.yunbaogao.cn/report/index/report?reportId=5_628

