






- **Establishment:** 28 May 1918
- **Independence:** 18 October 1991
- **Area:** 86.6 thsd km<sup>2</sup>
- **Population:** 9.37 million
- **Official Language:** Azerbaijani
- **Government system:** Presidential Republic
- **Membership in:** UN (Non-permanent member of UN Security Council for 2012-2013), Council of Europe, OSCE, Non-Aligned Movement, OIC
- **Highlights:**
  - 1st democratic republic in the Islamic world
  - 1st Opera in the Islamic world
  - Women voting right in 1918  
(while in Italy - 1946; Switzerland - 1971; France - 1944)
- **Currency:** Manat: 1 AZN = 1.27 USD

## Interesting facts

- **50% of world oil production in XIX century**
- **80% of total Soviet oil production during World War II**



■ **First Baku 'oil boom'**




■ **Nobel's first Kerosene factory**



■ **1846—first hand-dug oil wells**



■ **First Baku-Batumi Pipeline**



■ **Nobel's distribution system**



■ **First rail tank cars**

## 2012

GDP	<ul style="list-style-type: none"> <li>•Total: 68.7 bln USD</li> <li>•Per capita: 7490 USD</li> <li>•Growth rate: 2.2%</li> </ul>
Non-oil GDP	<ul style="list-style-type: none"> <li>•Total: 36.2 bln USD</li> <li>•Share in total GDP: 52.9%</li> <li>•Growth rate: 9.7%</li> </ul>
Investments	<ul style="list-style-type: none"> <li>•Total: 25.7 bln USD</li> <li>•Domestic: 15.5 bln USD</li> <li>•Foreign: 10.3 bln USD</li> </ul>
Trade	<ul style="list-style-type: none"> <li>•Trade turnover: 43.8 bln USD</li> <li>•Export: 34.2 bln USD</li> <li>•Import: 9.6 bln USD</li> </ul>
Other macroeconomic figures	<ul style="list-style-type: none"> <li>•Inflation: 1.1%</li> <li>•Strategic currency reserves: 46 bln USD</li> <li>•Budget balance: +3.6% of GDP</li> </ul>
Social statistics	<ul style="list-style-type: none"> <li>•Average monthly wage: 502 USD</li> <li>•Unemployment: 5.2%</li> <li>•Population income growth: 13.8%</li> </ul>

## Sovereign debt ratings

Rating agency	Term	Rating	Outlook
<b>STANDARD &amp; POOR'S</b>	Long Term – Foreign Currency	BBB-	Stable
	Short Term – Foreign Currency	A3	
	Long Term – Local currency	BBB-	
	Short Term – Local Currency	A3	
<b>FitchRatings</b>	Long Term – Foreign Currency	BBB-	Stable
	Short Term – Foreign Currency	F3	
	Long Term – Local currency	BBB-	
<b>MOODY'S</b>	Long Term – Foreign Currency	Baa3	Stable
	Long Term – Local Currency	Baa3	

## Global Competitiveness Report 2013-2014

Economy	Rank
<b>Azerbaijan</b>	<b>39</b>
Poland	42
Turkey	44
Czech Republic	46
Kazakhstan	50
Slovenia	62
Russia	64
Georgia	72
Armenia	79
Iran	82
Ukraine	84

The report assesses the ability of countries to provide high levels of prosperity to their citizens. This in turn depends on how productively a country uses available resources. Therefore, the Global Competitiveness Index measures the set of institutions, policies, and factors that set the sustainable current and medium-term levels of economic prosperity.

**1<sup>st</sup> among CIS countries (5 times running), 39<sup>th</sup> among 148 countries**

Other indicators:

Inflation – 1<sup>st</sup>

Macroeconomic environment – 8<sup>th</sup>

Government budget balance – 15<sup>th</sup>

General government debt – 13<sup>th</sup>

Labour market efficiency – 30<sup>h</sup>

Capacity for innovation – 35<sup>th</sup>

Technological readiness – 50<sup>st</sup>

## WB Doing Business Report 2014

Economy	Rank
Georgia	8
Kazakhstan	50
Bulgaria	58
Italy	65
Turkey	69
<b>Azerbaijan</b>	<b>70</b>
Romania	73
Czech Republic	75
Russia	92
Serbia	93
Iran	152

**70<sup>th</sup> among 189 countries**

**15<sup>th</sup> among the 50 economies narrowing the distance to frontier the most since 2005.** The distance to frontier measure shows how far on average an economy is from the best performance achieved by any economy on each Doing Business indicator since 2005.

### Some sub-indicators:

Registering property – 13<sup>th</sup>

Starting a business– 10<sup>th</sup>

Enforcing contracts – 28<sup>th</sup>

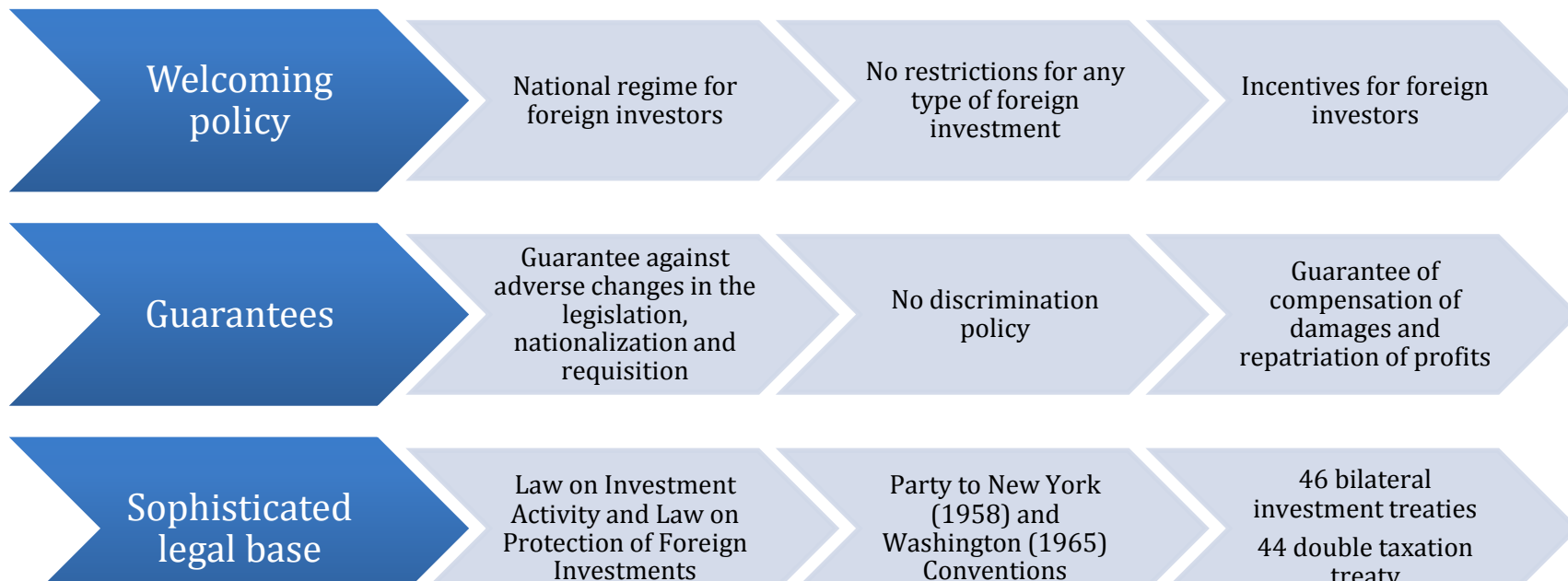
Getting credit – 55<sup>th</sup>

### In Global Competitiveness Index 2013-2014 (rank/148):

Hiring and firing practices – 8<sup>th</sup>

Burden of government regulation – 21<sup>st</sup>

Strength of investor protection – 25<sup>th</sup>



预览已结束，完整报告链接和二维码如下：

[https://www.yunbaogao.cn/report/index/report?reportId=5\\_6381](https://www.yunbaogao.cn/report/index/report?reportId=5_6381)

