



# OECD Trade Facilitation Indicators: A Guide to Implementation and Future Action

Future Research Agenda for Trade Facilitation and Inclusive Growth  
Beijing, 12 September 2013



# OECD TFIs

---

- What is the Impact of TF Measures on Trade Flows and Trade Costs ?
- Following the structure of the Draft Consolidated Negotiating Text
- Aiming to provide a basis for prioritising trade facilitation actions by governments
- Helping mobilise technical assistance by donors in a targeted way



# TFIs structure

Import/export TFIs	Transit TFIs
a. Information availability	m. Transit fees and charges
b. Involvement of the trade community	n. Transit formalities
c. Advance rulings	o. Transit guarantees
d. Appeal procedures	p. Transit agreements and cooperation
e. Fees and charges	
f. Formalities - Documents	
g. Formalities - Automation	
h. Formalities - Procedures	
i. Border agency cooperation - internal	
j. Border agency cooperation - external	
k. Consularization	
l. Governance and impartiality	



# Extensive coverage

---

- 26 OECD and 107 countries outside the OECD area, at different stages of development
- Extensive data collection process: Customs websites and regulation, publicly available databases, collaboration with countries' Permanent Delegations to the WTO
- Focus on country groups: income groups, geographic groups, regional economic partnerships groups



# Regions and countries: state of implementation

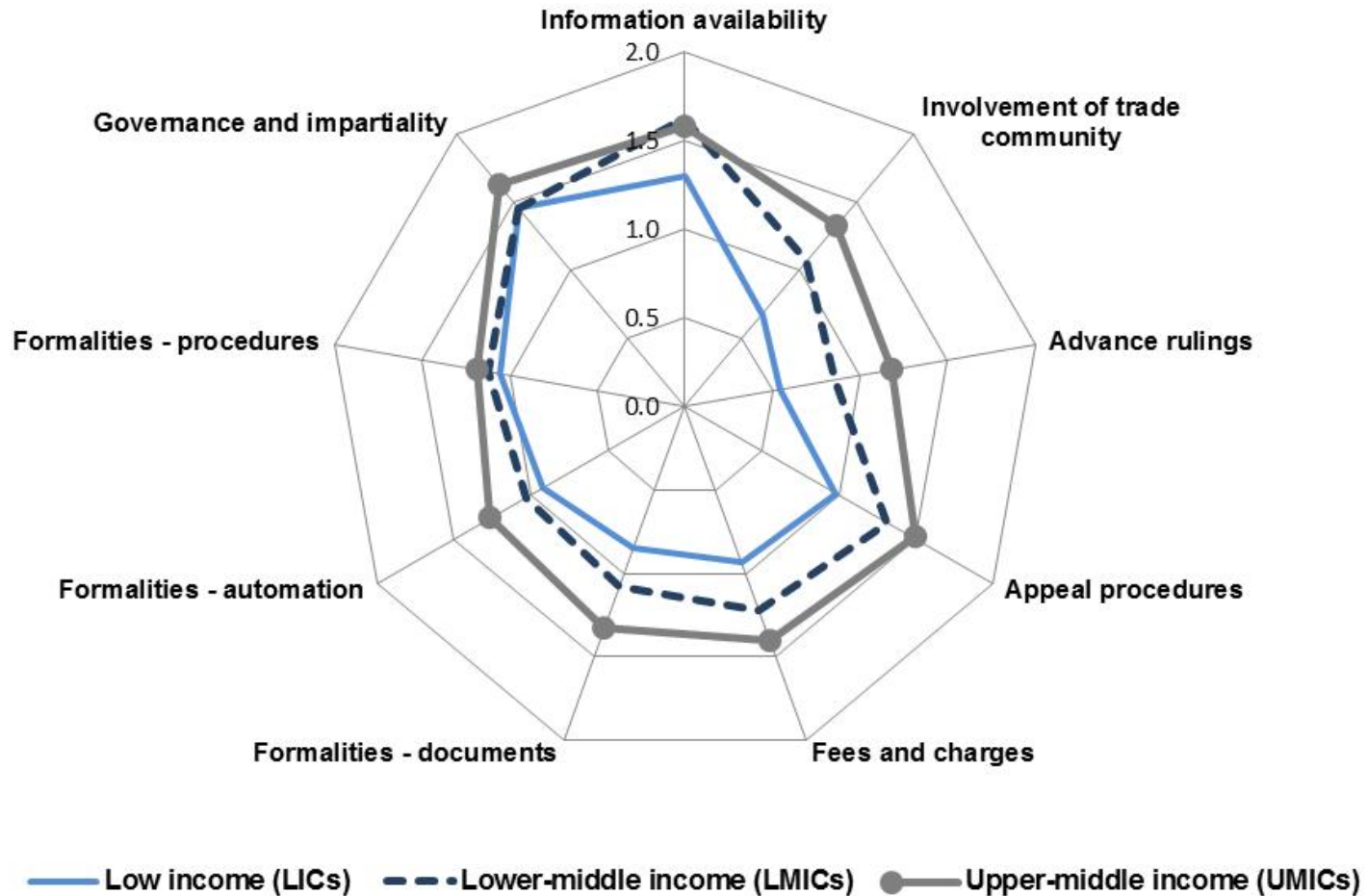
---

The trade facilitation indicators are a **tool** that allows exploring the importance of trade facilitation performance across different:

- **regions**
- **countries**

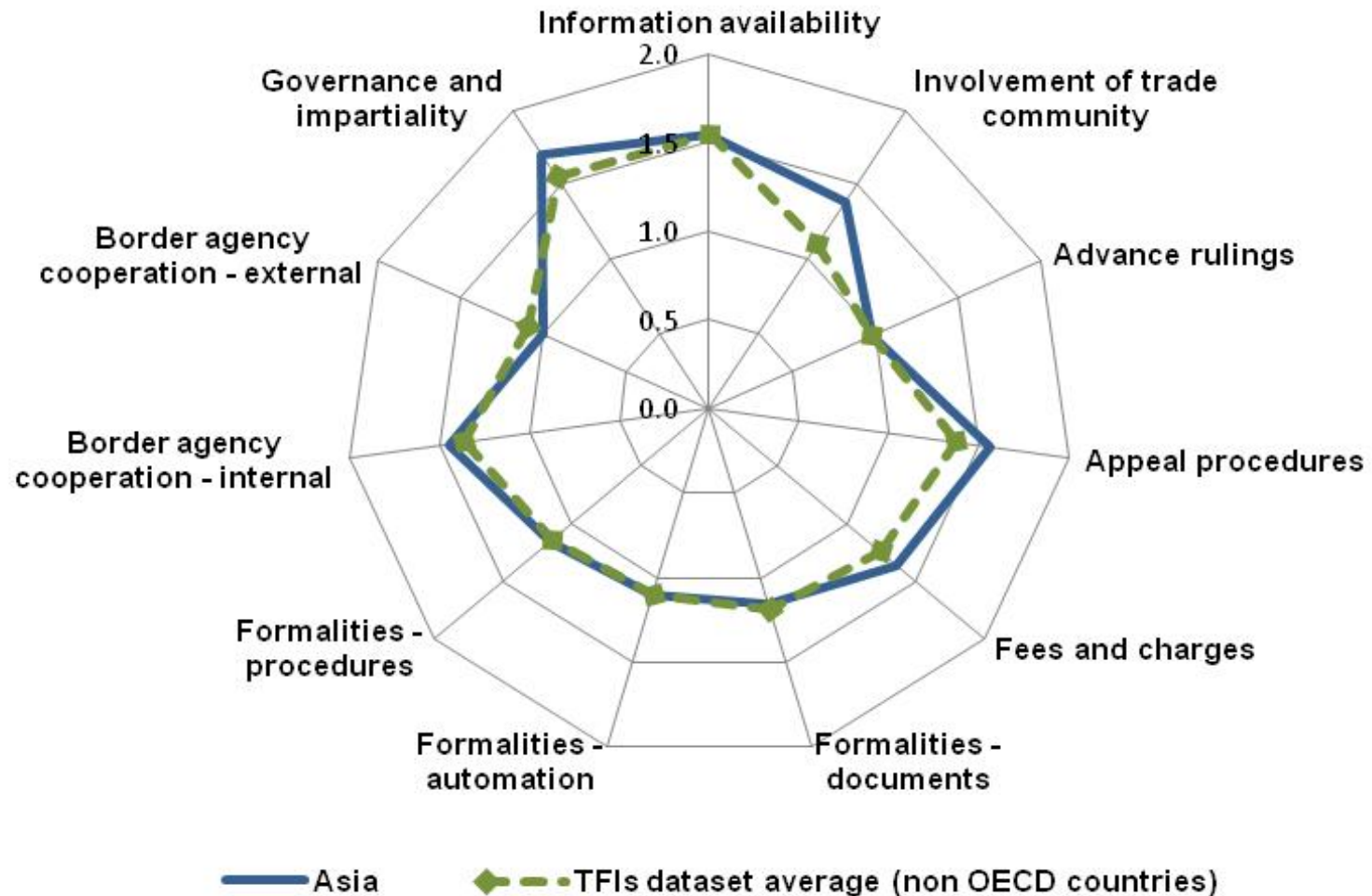


# Income groups: state of implementation



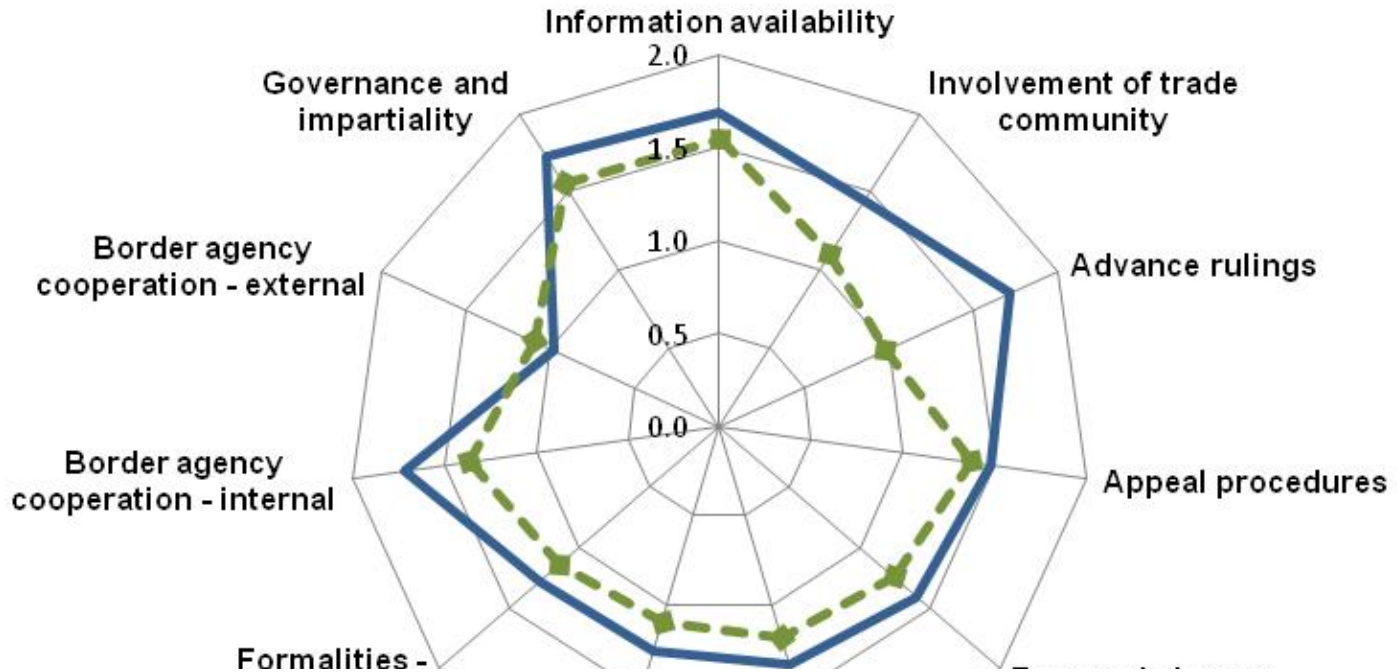


# Asia





# Europe (outside the OECD area) and Central Asia



预览已结束，完整报告链接和二维码如下：

[https://www.yunbaogao.cn/report/index/report?reportId=5\\_6717](https://www.yunbaogao.cn/report/index/report?reportId=5_6717)



云报告  
<https://www.yunbaogao.cn>

云报告  
<https://www.yunbaogao.cn>

云报告  
<https://www.yunbaogao.cn>