

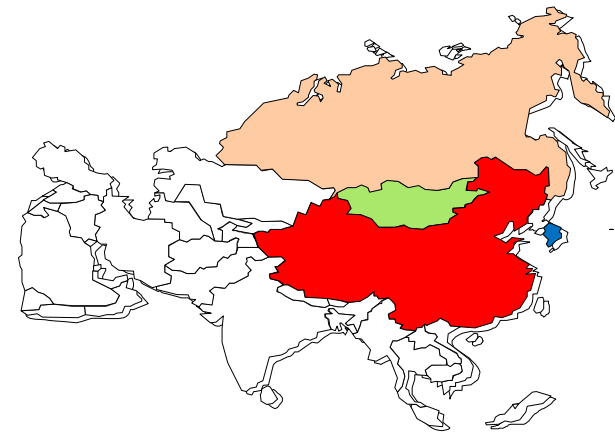
Overview of origin ports and international transport corridors in North-East Asia

2013.3.21

Sung-Woo Lee

Director of Korea Maritime Institute

(waterfront@kmi.re.kr)



Contents

I . Change in Global Logistics Market

II. Status of the Origin Ports in NEA

III. Status of NEA Transport Corridors

IV. Problems on NEA Transport Corridors

I. Changes in Global Logistics Market

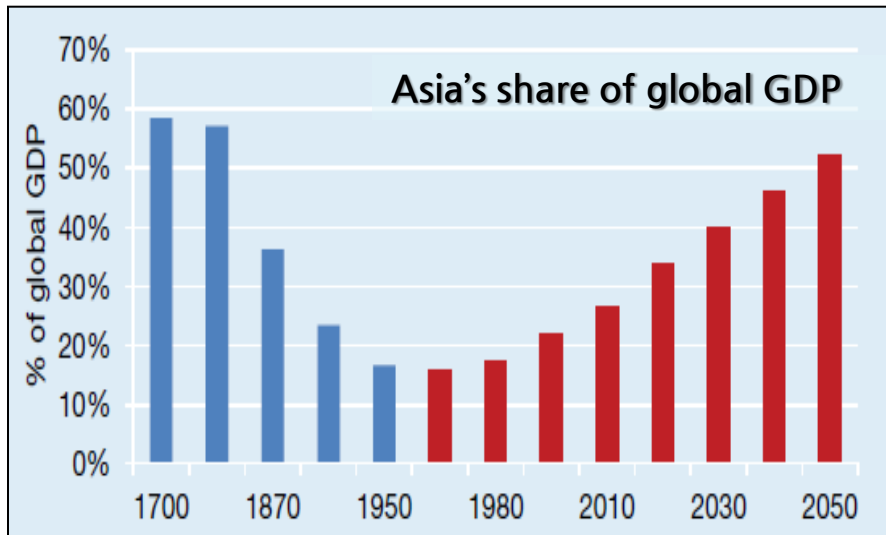
- 1. Asian Centering in Economics**
- 2. Asian Centering in Trade**
- 3. Natural Resource Market Reform & Growth in
Logistics Services Demand**
- 4. Growth in New Logistics Markets**

1. Asian Centering in Economics

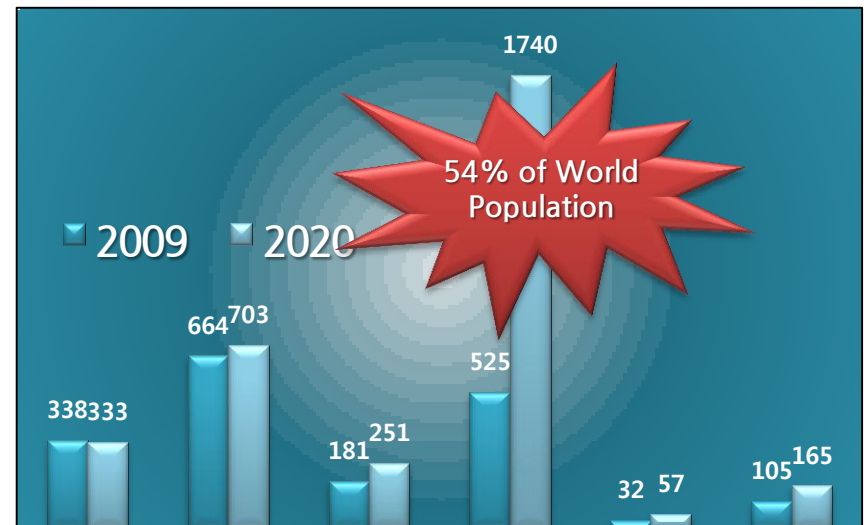


Economic & Population Growth in Asia

- ✓ Asia's GDP in 2050 would reach \$ 65 trillion(52% of World GDP)
- ✓ Countries including China, India, Indonesia, Japan, South Korea, Thailand and Malaysia will take a bigger part in the future



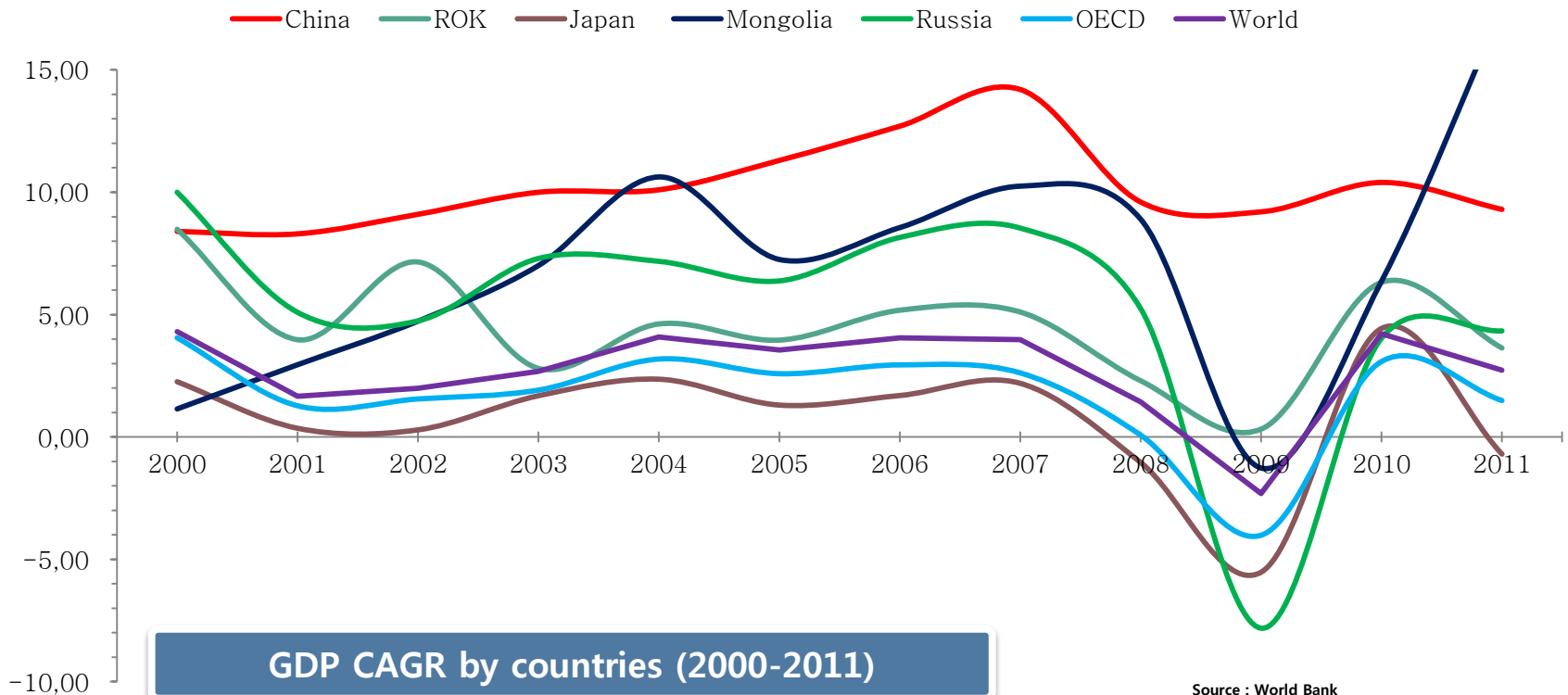
Source : ADB, Asia 2050: Realizing the Asian century, 2011



Source : KIET, 2012., 2020무역발전 비전과 전망 (Originally from OECD Stats)

Fast-growing Economy: Abundant Resources and Labor

Annual GDP growth rate (2000-2011)



GDP CAGR by countries (2000-2011)

Source : World Bank

China	ROK	Japan	Mongolia	Russia	OECD	World
17.88 %	6.94%	1.98%	20.40%	19.59%	5.25%	7.27%

Trade in Northeast Asia

- ✓ NEA trade mostly rely on T&L(Transport & Logistics) sector
- ✓ Increase in logistics efficiency will lead to economic growth
- ✓ Trade in 5 NEA countries(China, Japan, ROK, Russia, Mongolia) show higher growth rate(12.2%) than the world

Trade in Northeast Asia and World (Billion USD)

	2006	2007	2008	2009	2010	2011	CAGR	
World	244,052	281,821	325,272	250,466	302,464	361,577	8.2%	
China	17,615	21,750	25,613	22,073	29,743	36,429	15.6%	
Japan	12,259	13,368	15,453	11,335	14,657	16,791	6.5%	
ROK	6,357	7,306	8,620	6,963	8,963	10,869	11.3%	
Russia	4,244	5,524	7,268	4,458	5,911	7,913	13.3%	
Mongolia	30	40	58	40	66	108	29.2%	
Total(5)	Total Trade	40,505	47,988	57,012	44,869	59,340	72,110	12.2%
	Share	17%	17%	18%	18%	20%	20%	-

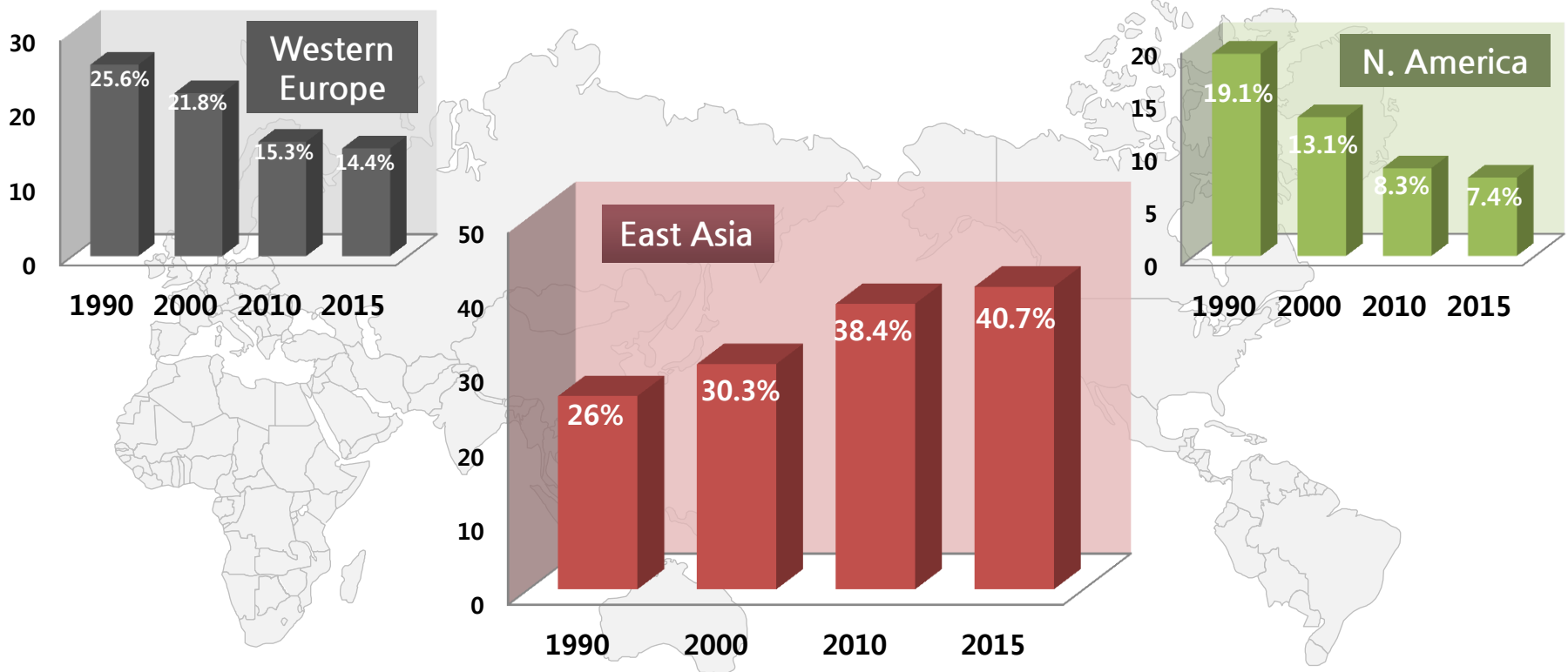
Source: KITA, n.d.

2. Asian Centralization in Trade



Asian-centered Logistics Flow

- ✓ NEA share in world cargo traffic is expected to reach **40.7% in 2015**




3. Natural Resource Market Reform & Growth in Logistics Services Demand

Seller-centered Reformation

- ✓ Rising economies including China, India and Russia are starting to participate in natural resource market
- ✓ T&L infrastructure improvement and development are necessary for inland region (ex) landlocked countries(Mongolia)

Possible transport routes for landlocked countries in NEA



预览已结束，完整报告链接和二维码如下：

https://www.yunbaogao.cn/report/index/report?reportId=5_7083

