



The Trilateral FTA:

A Pillar of Trilateral Cooperation and East Asia Economic Integration

2012.10.23 (TUE)

North-East Asia Forum on Trade and Transport Facilitation



Trilateral Cooperation Secretariat

CONTENTS

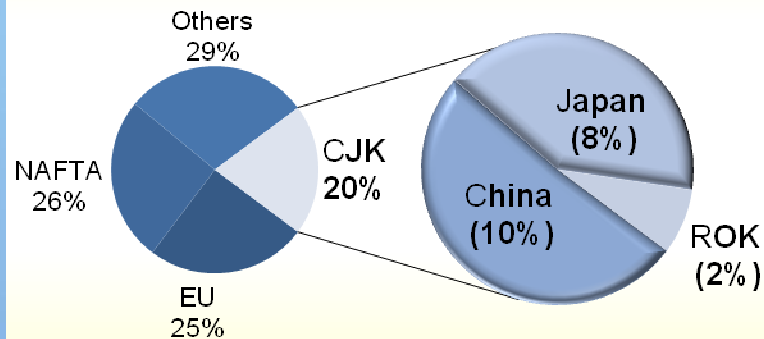
1. Significance of Trilateral Economic Cooperation and Trilateral FTA
2. Progress of Trilateral FTA
3. Ongoing Trilateral Economic Cooperation
4. The Role of TCS and Conclusion

A stylized map of East Asia, including China, Korea, and Japan, rendered in light blue against a darker blue background. The map is centered behind the main title text.

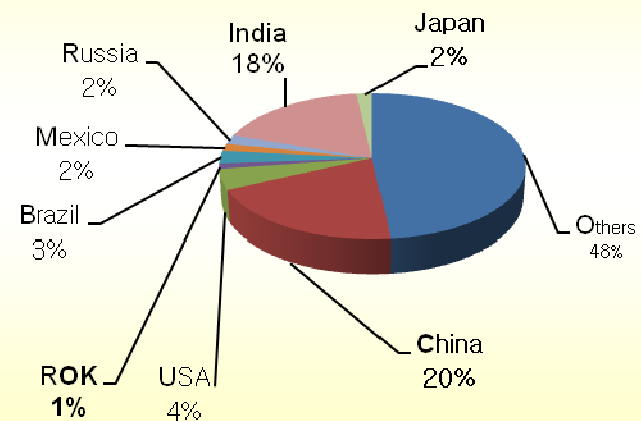
1. Significance of Trilateral Economic Cooperation

The Three Countries as the top-tier economic powers

Proportion of Nominal GDP (2011)



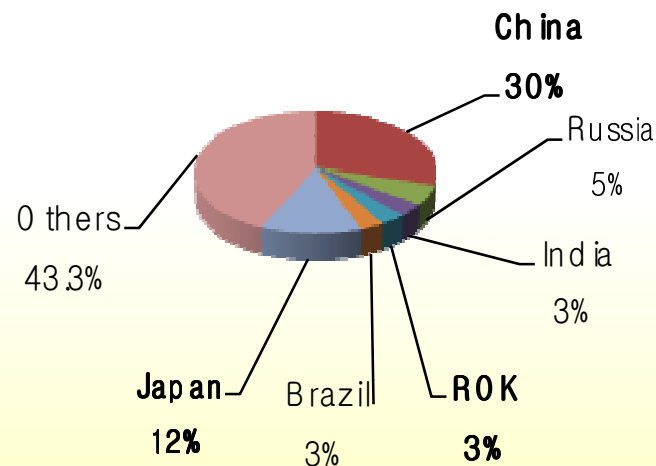
World Population (2011)



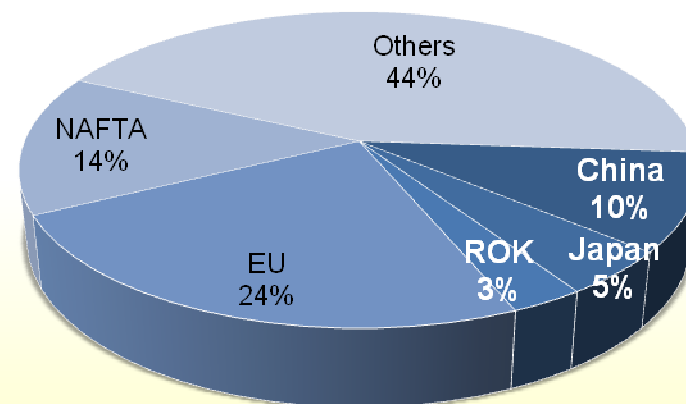
- China (2nd), Japan (3rd) , ROK (15th) combined GDP accounts for 20% of the world GDP.
- Their combined population makes up almost 22% of the world population

The Three Countries as the top-tier economic powers

Foreign Reserves (2011)



Proportion of Trade (Import+Export, 2011)

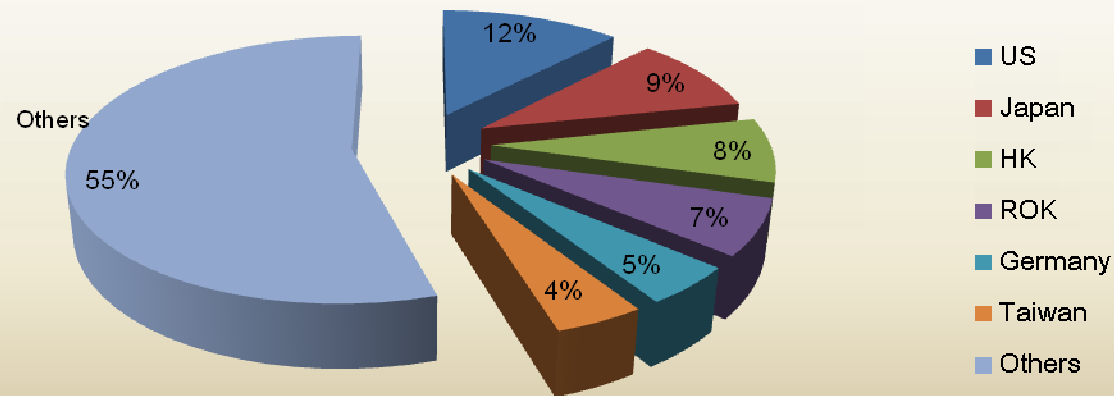


Source: JETRO

- **China (1st), Japan (2nd), ROK (7th) combined foreign reserves make up almost 50% of the world's total**
- **China, Japan and ROK account for 18% of World's Trade.**

Deepening Economic Relations among the Three Countries

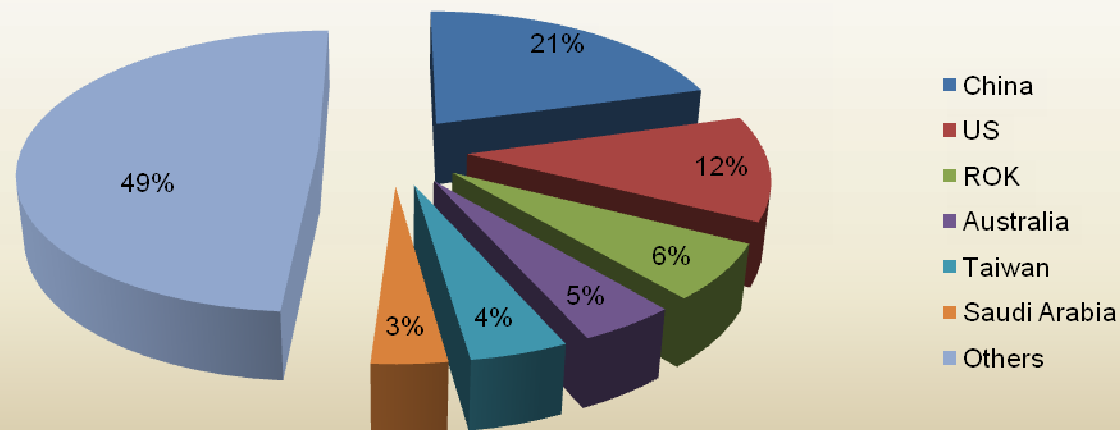
China's Total Trade Value (by Countries, 2011)



- For China, Japan and ROK are the 2nd and the 3rd largest trading partners during 2011

Deepening Economic Relations among the Three Countries

Japan's Total Trade Value (by Countries, 2011)



- For Japan, China and ROK are the 1st and the 3rd largest trading partners during 2011

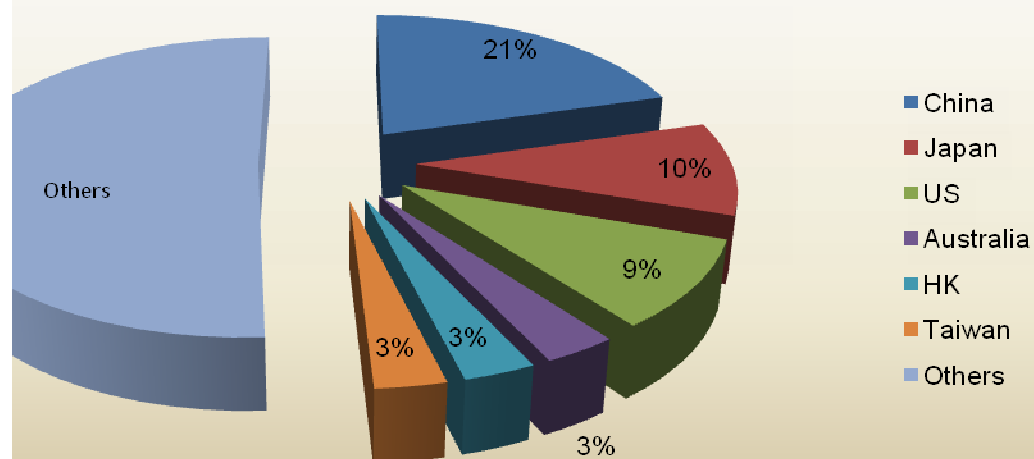
https://www.yunbaogao.cn/report/index/report?reportId=5_7393

预览已结束，完整报告链接和二维码如下：



Economic Relations among the Three Countries

OK's Total Trade Value (by Countries, 2011)



China and Japan are the 1st and the 2nd largest partners during 2011