

# Digital inclusion and resilient development

Ayesha Zainudeen, Senior Research Manager

Regional Expert Consultation on Connecting Asia-Pacific's Digital Society for Building Resilience

5-6 September 2012, Colombo, Sri Lanka



The work was carried out with the aid of a grant from the International Development Research Centre, Ottawa, Canada ([www.idrc.ca](http://www.idrc.ca)) and UKaid from the Department for International Development, UK ([www.dfid.uk](http://www.dfid.uk)).



BOP connectivity

**WHERE WE STAND TODAY**

# Findings from Teleuse@BOP4 survey of “bottom of the pyramid”

## Actual population proportions

	Bangladesh	Pakistan	India	Sri Lanka	Thailand
SEC D+E (% of population)	73	59	69	44	33
Less than USD2 per day (% of population)	84	80	74	43	25
Year	2000	2004	2002	2003	2002
Source: World Resources Institute					

# BOP-representative surveys in 5 countries in mid 2011

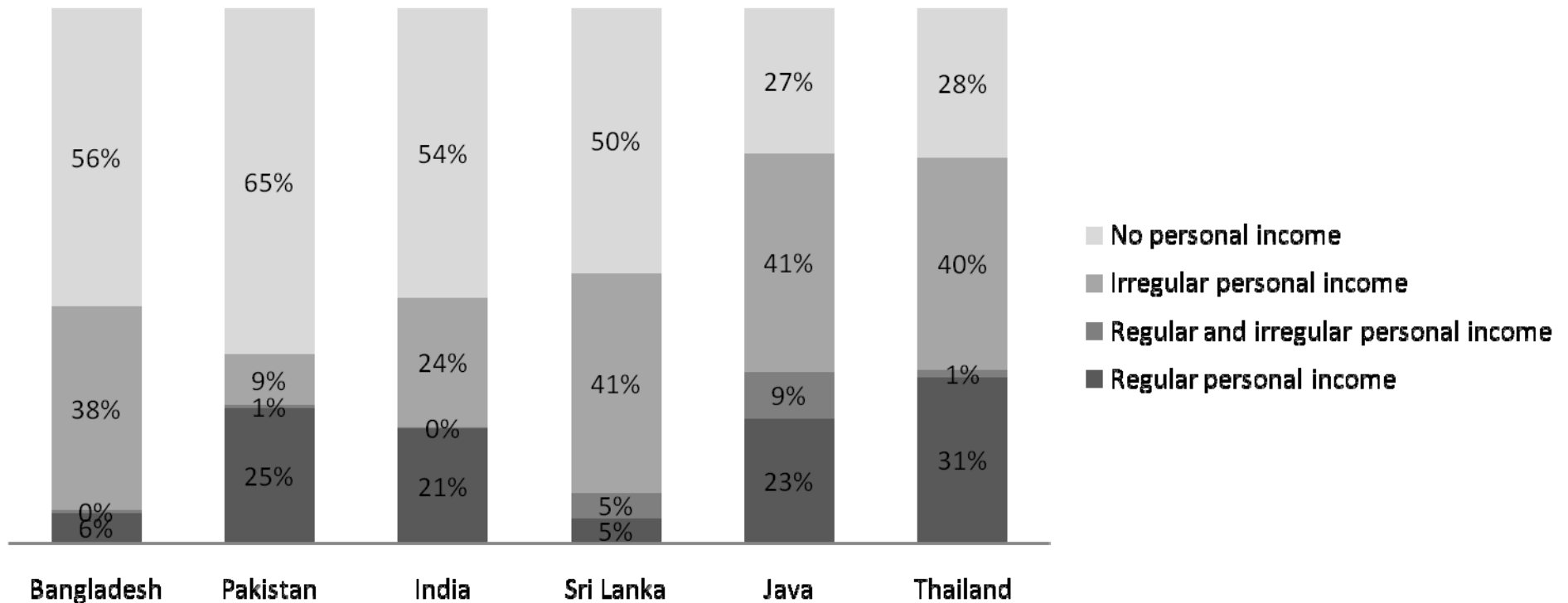
	Bangladesh	Pakistan	India	Sri Lanka <sup>[1]</sup>	Java <sup>[2]</sup>	Thailand	Total
BOP teleusers	2,050	1,835	3,181	1,200	1,088	800	<b>10,154</b>
Margin of error @ 95% CL (%)	± 2.0%	± 2%	± 2%	± 3%	± 2%	± 4%	

[1] Sri Lanka: Includes North and East

[2] Java region only; separate sampling procedures and BOP definition used

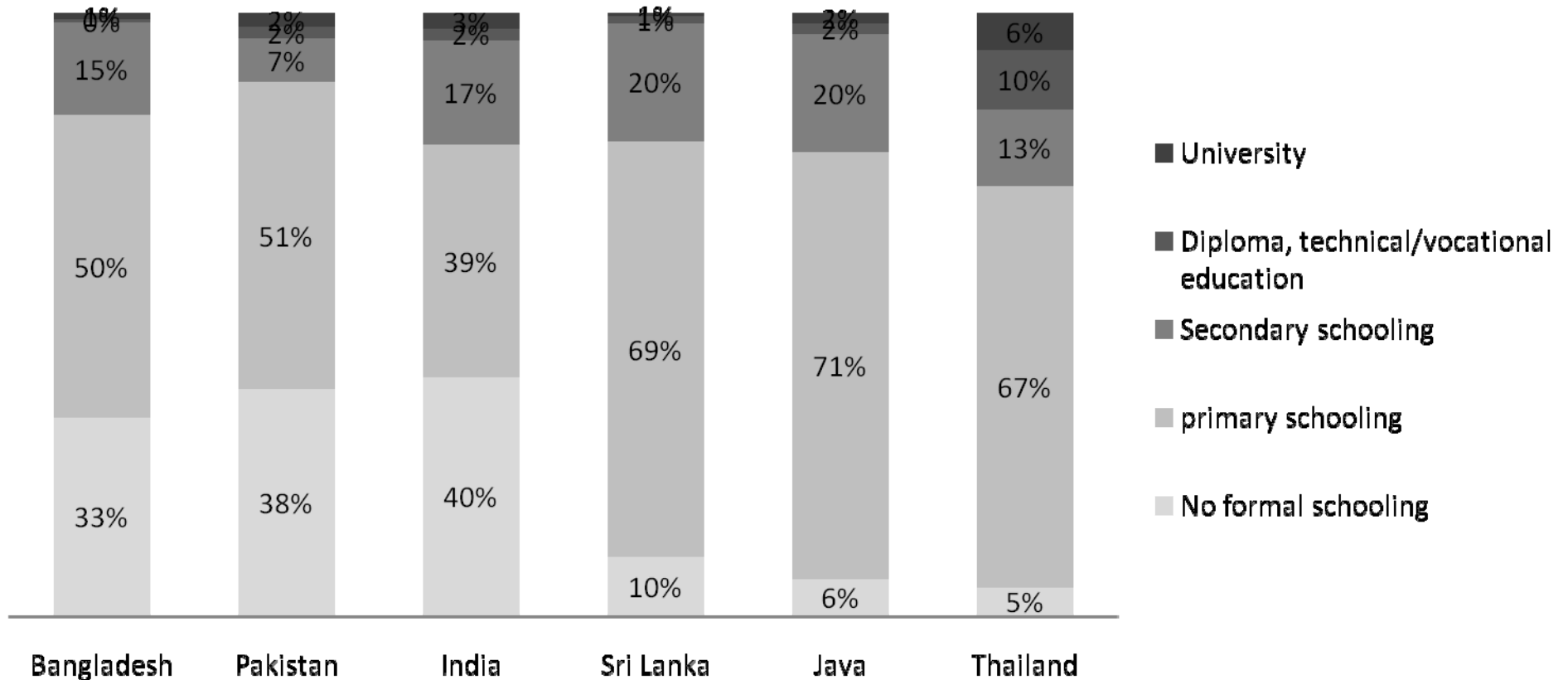
# Majority either have no, or irregular, personal incomes

Personal income status (% of BOP teleusers)



# And little education

Highest educational achievement (% BOP teleusers)



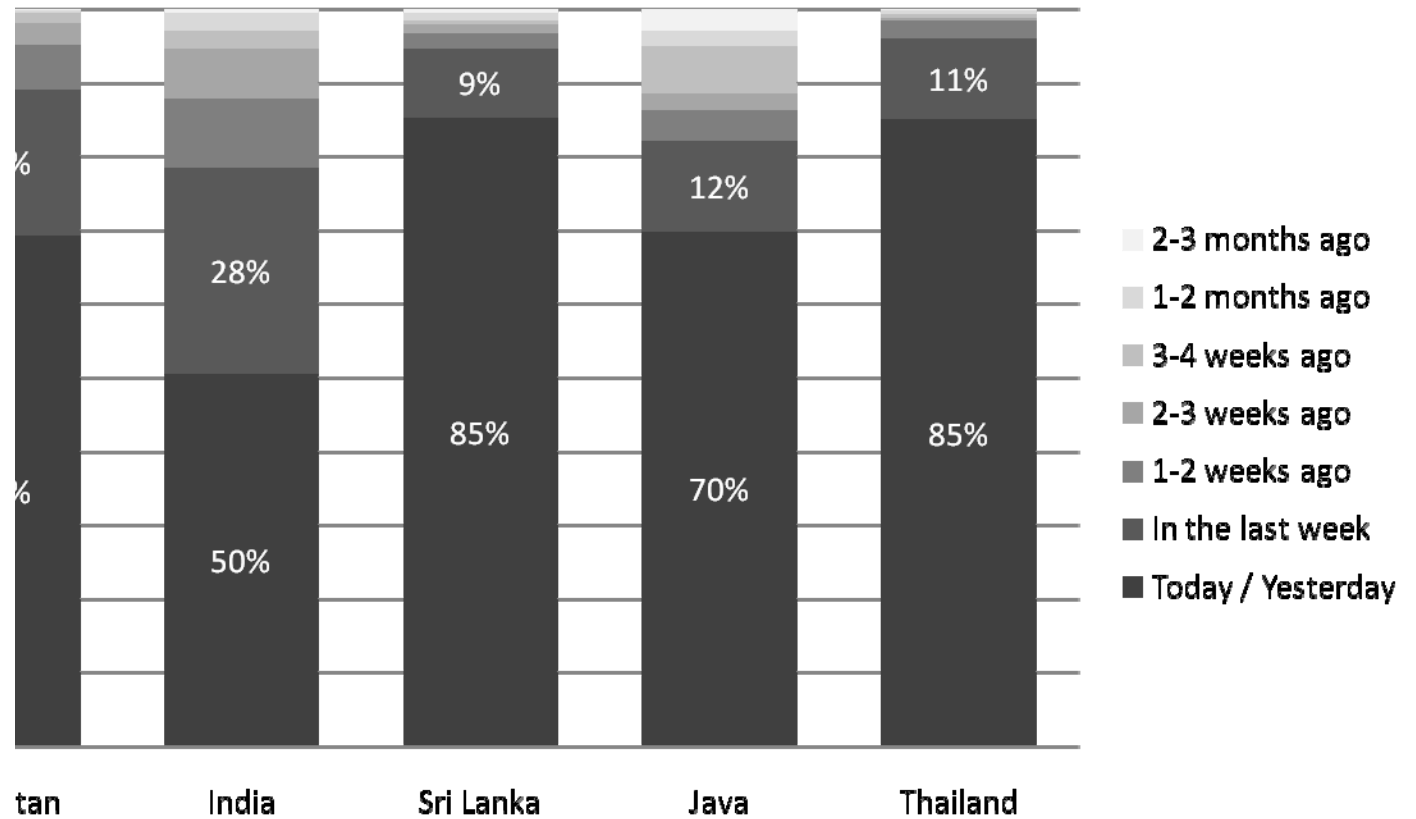
# But 89-99% of BOP have used a phone in previous 3 months

## Used a phone in the last 3 months (% of BOP)

	Bangladesh	Pakistan	India	Sri Lanka	Java	Thailand
2008	95%	96%	86%	88%	-	77 %
2011	99%	96%	89%	90%	90%	91%

# BOP has made a call during the last week

st time respondent used a phone (% of BOP teleusers)



[https://www.yunbaogao.cn/report/index/report?reportId=5\\_7452](https://www.yunbaogao.cn/report/index/report?reportId=5_7452)

预览已结束，完整报告链接和二维码如下：

