



UNITED NATIONS  
**ESCAP**

Economic and Social Commission for Asia and the Pacific

# **Paperless Trade and Single Window: How It Improves Trade Competitiveness**

**ECO-ESCAP Joint Trade Facilitation Forum on Paperless Trade and Single Window**

**24-25 May 2012**

**Kish Island, Islamic Republic of Iran**

**Sangwon Lim**

**Trade Facilitation Section**

**Trade and Investment Division, ESCAP**

## 2



# Trade Facilitation is



- ❖ “the simplification and harmonization of international trade procedures.”
- ❖ “Measures that aims to increase the cost-effectiveness of international trade transactions”.

# Trade Costs among ECO Countries

	Period	AFG	AZE	IRN	KAZ	KGZ	PAK	TUR	TKM
Afghanistan (AFG)	2000-2004		N/A	N/A	N/A	N/A	N/A	N/A	N/A
	2005-2009		485%	N/A	156%	305%	149%	231%	N/A
Azerbaijan (AZE)	2000-2004	N/A		340%	288%	453%	1008%	310%	291%
	2005-2009	485%		301%	142%	249%	390%	132%	N/A
Iran, Islamic Rep. (IRN)	2000-2004	N/A	340%		147%	185%	167%	173%	163%
	2005-2009	N/A	301%		150%	211%	156%	141%	N/A
Kazakhstan (KAZ)	2000-2004	N/A	288%	147%		84%	383%	126%	145%
	2005-2009	156%	142%	150%		77%	273%	92%	N/A
Kyrgyz Republic (KGZ)	2000-2004	N/A	453%	185%	84%		542%	189%	117%
	2005-2009	305%	249%	211%	77%		392%	156%	N/A
Pakistan (PAK)	2000-2004	N/A	1008%	167%	383%	542%		192%	N/A
	2005-2009	149%	390%	156%	273%	392%		157%	N/A
Turkey (TUR)	2000-2004	N/A	310%	173%	126%	189%	192%		112%
	2005-2009	231%	132%	141%	92%	156%	157%		
Turkmenistan (TKM)	2000-2004	N/A	291%	163%	145%	117%	N/A	112%	
	2005-2009	N/A	N/A	N/A	N/A	N/A	N/A	N/A	

Source: ESCAP Trade Cost Database

# Intra & Inter subregional Trade Costs in Asia

Regional Group	period	ECO	CLMV	non-CLMV	East	EU-3	NA	PE
ECO	2000-2004	255%	410%	350%	270%	215%	263%	351%
	2005-2009	208%	281%	281%	196%	160%	197%	310%
South-east Asia: CLMV	2000-2004	410%	122%	169%	161%	156%	186%	225%
	2005-2009	281%	94%	150%	139%	140%	145%	187%
South-east Asia: non-CLMV	2000-2004	350%	169%	94%	93%	114%	106%	117%
	2005-2009	281%	150%	83%	83%	108%	97%	103%
East Asia (East)	2000-2004	270%	161%	93%	72%	98%	84%	105%
	2005-2009	196%	139%	83%	61%	86%	76%	93%
Europe-3 (EU-3)	2000-2004	215%	156%	114%	98%	48%	83%	118%
	2005-2009	160%	140%	108%	86%	37%	73%	103%
North America (NA)	2000-2004	263%	186%	106%	84%	83%	29%	110%
	2005-2009	197%	145%	97%	76%	73%	27%	100%
Pacific Economies (PE)	2000-2004	351%	225%	117%	105%	118%	110%	60%
	2005-2009	310%	187%	103%	93%	103%	100%	49%

**Economic Cooperation Organization (ECO):** Afghanistan, Azerbaijan, Iran, Kazakhstan, Kyrgyzstan, Pakistan, Turkey, and Turkmenistan (data for Tajikistan and Uzbekistan is not available)

**South-east Asia: CLMV (CLMV):** Cambodia, and Vietnam

**South-east Asia: non-CLMV (non-CLMV):** Indonesia, Malaysia, Philippines, and Thailand

**North America (NA):** Canada, and the USA

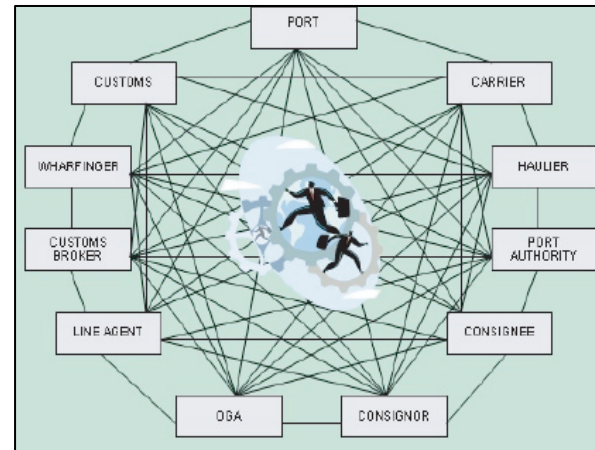
**Europe-3 (EU-3):** France, Germany, and the UK

**Pacific Economies (PE):** Australia, and New Zealand

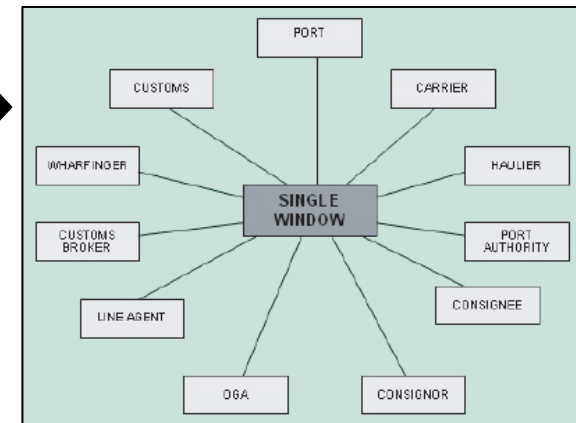
# Paperless Trade

- A trade transaction typically involves at least **15 different parties** and well **over 20 different documents**
- Procedures related to preparation and exchange of trade documents create **huge direct and indirect costs** (up to **15% of the cost of goods**)
- Enabling paperless trade, e.g., through operation of electronic single window facilities, can dramatically reduce these costs

*From*



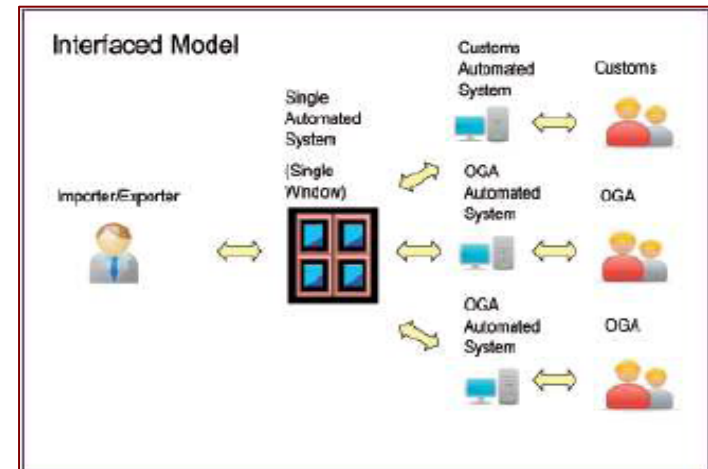
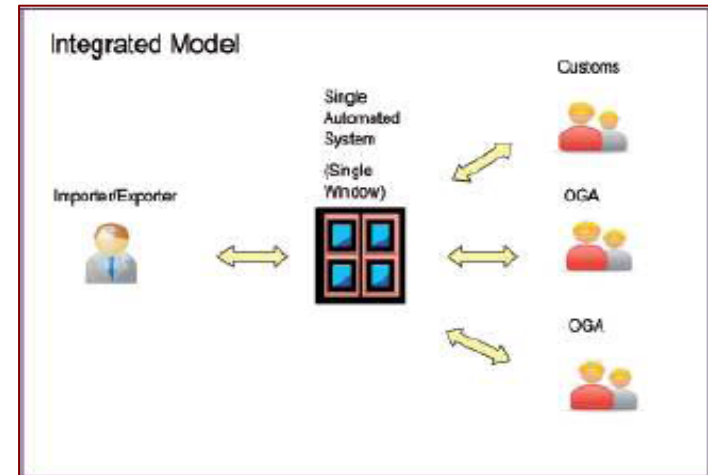
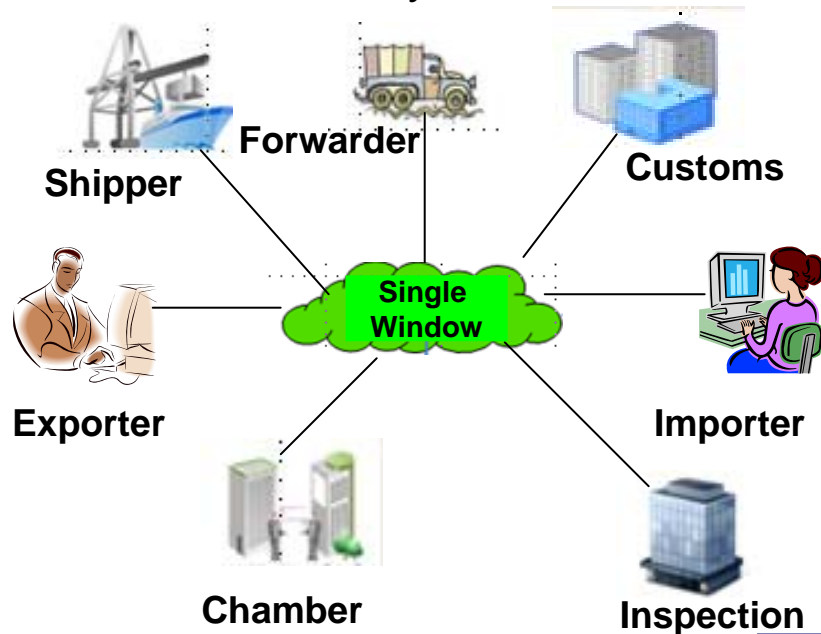
*To*





# Single Window

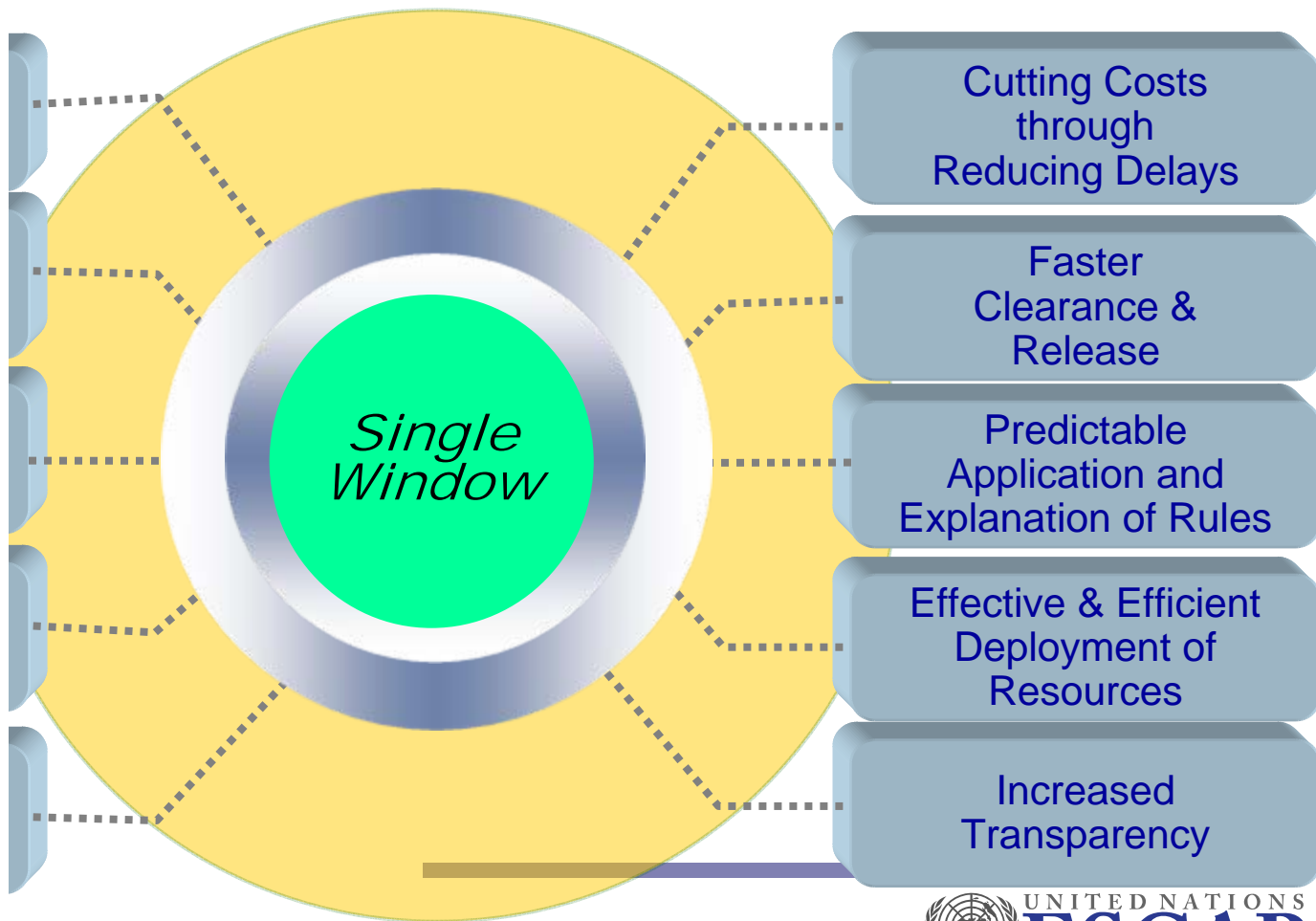
“A facility that allows parties involved in trade and transport to lodge standardized information and documents with a **single entry point** to fulfill all import, export, and transit-related regulatory requirements. If information is electronic, then individual data should only be submitted once.”



Source: UNECE Rec. 33, APEC Report

# Single Window

## Traders



预览已结束，完整报告链接和二维码如下：

[https://www.yunbaogao.cn/report/index/report?reportId=5\\_7613](https://www.yunbaogao.cn/report/index/report?reportId=5_7613)

