
Nepal's ICT Scenario

Opportunities and challenges

Manohar K Bhattarai
Vice-Chairman, High Level Commission for Information
Technology, Government of Nepal








© 2010 Tele Atlas
© 2010 Google
© 2010 Europa Technologies
US Dept of State Geographer

©2010 Google

Eye alt 6467.96 mi

of



Presentation highlight

- ICT Scenario of Nepal
- Emerging trends
- ICTs in the context of Nepal's development aspirations
- Key issues
- Conclusion

General ICT scenario

- Telecom/ connectivity
 - CDMA coverage > > all 75 districts, GSM mobile > > 72 districts.
 - Tele connection to *all 75 districts* by mid-July 2010.
 - All 75 districts to be connected by FO by 2014
 - F/O optic network across E-W highway (terminating in India) and a north-south connection to the Tibetan border
 - Total international bandwidth UL/DL 1.5 gbps
 - Telcos pay 2% of their gross revenue into RTDF > > NRS. 2 Billion
 - Wi-fi de-licensed for public use (no permission/fee required for two frequency bands)
 - Internet users: 1,359,805: penetration rate 4.85% if GPRS is factored in

1. Telecom Statistics at a glance (as of Bhadra, 2067, 15 August, 2010)

1.1 Available Voice Telephony Services

Services Operators	Fixed		Mobile		Others			Total
	PSTN	WLL	GSM	CDMA	LMS	GMPCS	3G	
NDCL	587,457	173,326	4,033,357	842,600		-	4,099	5,640,839
UTL		69,693	-	-	420,603			490,296
SNPL			3,428,491					3,428,491
STM	4,841	-	-	-	-	-	-	4,841
NSTPL	885	-	-	-	57,643	-	-	58,528
Smart	3,902	-	-	-	-	-	-	3,902
Others	-	-	-	-	-	1,742	-	1,742
Total	597,085	243,019	7,461,848	842,600	478,246	1,742	4,099	9,628,639
	840,104		8,304,448		484,087			
Tele-Density								
Services					Penetration Rate %			
Fixed					2.99			
Mobile					29.61			
Others (LM, GMPCS & 3G)					1.73			
Total					34.33			

Note: Projected population for 2010 is 2,80,43,744 (Source : cbs.gov.np)

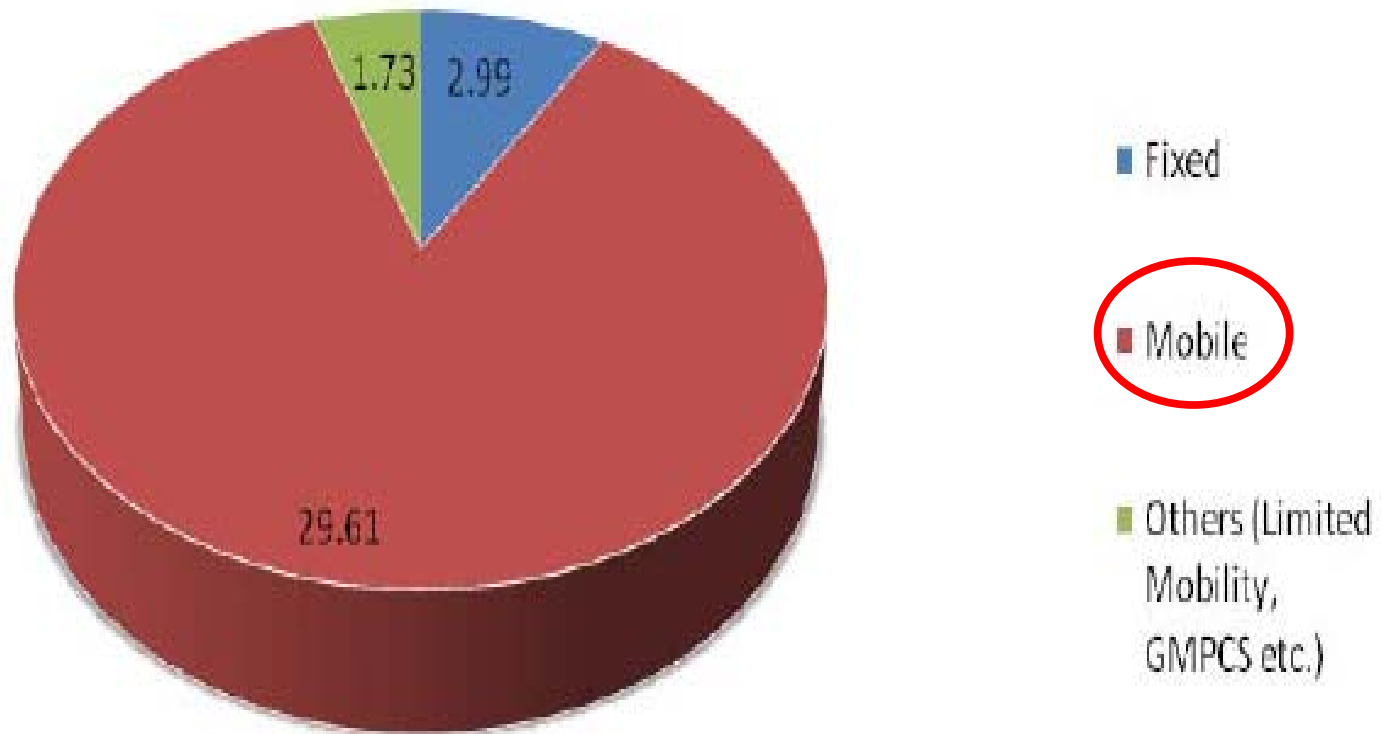
1.2 Data/Internet Services

Services	Subscribers				Total
	NDCL	UTL	SNPL	ISPs	
Dialup (PSTN +ISDN)	7,637	-	-	19,500	27,137
Wireless Modem, Optical Fibre Ethernet	-	-	-	13,000	13,000
Cable Modem, Cable etc.	-	-	-	32,500	32,500
ADSL	49,406	-	-	-	49,406
GPRS	211,324	-	1,667,326	-	1,878,650
CDMA 1X/EVDO	76,641	24,823	-	-	101,464
Total	345,008	24,823	1,667,326	65,000	2,102,157
Internet Penetration Rate %					7.49

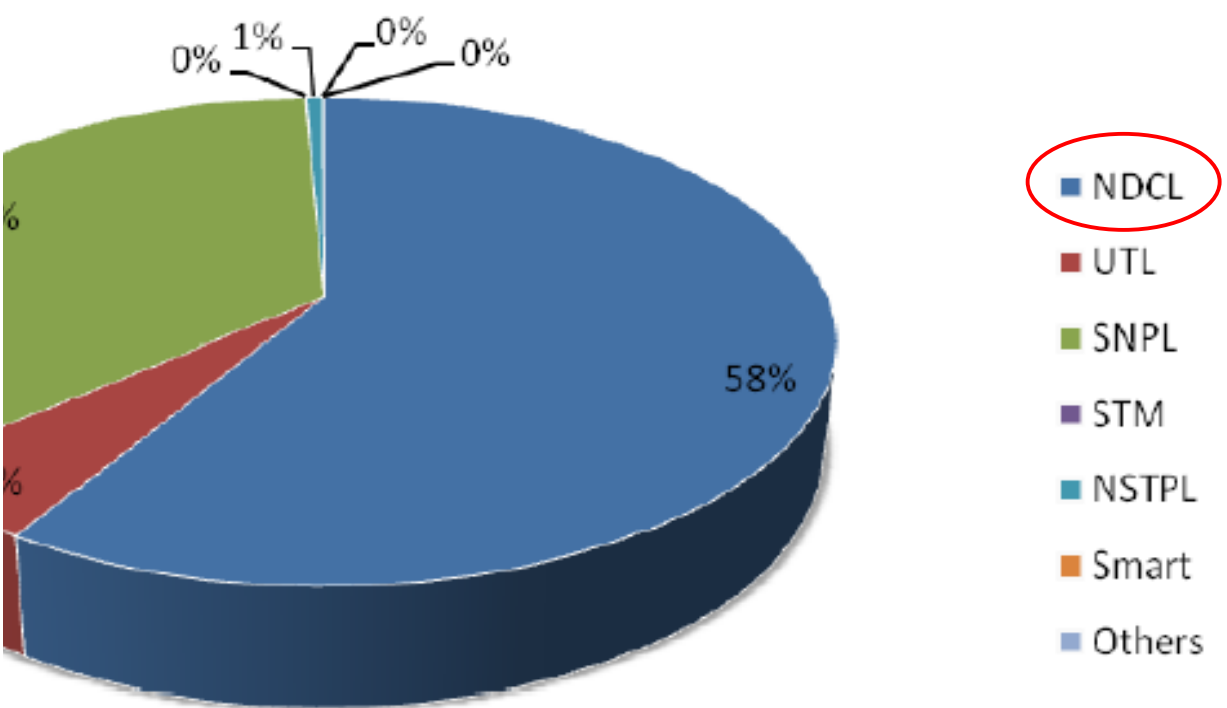
1.3 Public Call Centres (PCO)

Services	Subscribers
Rural PCO's of STM Telecom Sanchar Pvt. Ltd.	1,968
Rural PCO's of SMART Telecom Pvt. Ltd.	70
Total	2,038

Telephone Penetration Rate



et Share of Telephone Subscribers



预览已结束，完整报告链接和二维码如下：

https://www.yunbaogao.cn/report/index/report?reportId=5_8004

