



Drinking water

50.3% of all household's main source of drinking water is classified as an improved water source. At the Union level, it is much higher at 69.5%.



Childhood mortality

In Ayeyawady Region, 87 out of 1,000 infants die before their first birthday which is amongst the highest in the country. At the Union level 62 out of 1,000 infants die before their first birthday.



Housing amenities

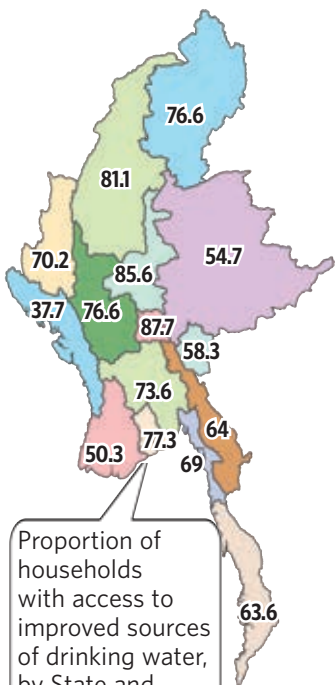
Only 12% of households use electricity as their main source of energy for lighting illustrating the disparities between State/Region and urban and rural areas. At the Union level it is considerably higher at 32.4%.



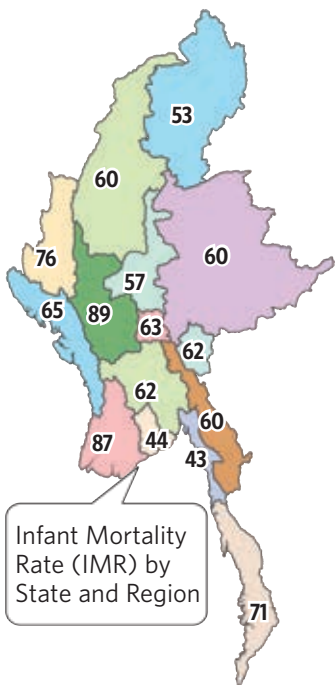
An extremely high number of households (88.4%) use firewood as their main source of energy for cooking. At the Union level it is 69.2%.



Myanmar Map with States/Regions



Proportion of households with access to improved sources of drinking water, by State and Region



Infant Mortality Rate (IMR) by State and Region



Sanitation

74.9% of all households have toilets that are classified as improved sanitation facilities which is almost on a par with the Union level figure of 74.3%



The Under-5 Mortality Rate for Ayeyawady Region is also one of the highest in the country. 105 children out of 1,000 die before their fifth birthday. At the Union level the Under-five mortality rate is 72.

Life expectancy

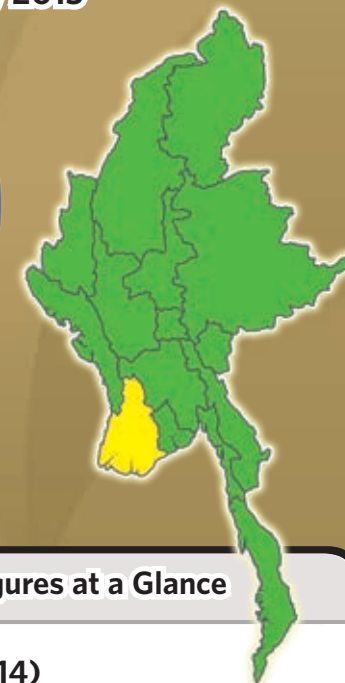


A person in Ayeyawady lives on average until the age of 61 years, much lower than the Union life expectancy of 66.8 years.

2014 Myanmar Population and Housing Census

A Changing Population: Ayeyawady Region Figures at a Glance

May 2015



Ayeyawady Region Figures at a Glance

Population (March 2014)

Total	6,184,829
Male	3,009,808 (48.7%)
Female	3,175,021 (51.3%)
Sex ratio	95 males per 100 females
Urban	872,600 (14%)
Rural	5,312,229 (86%)
% of total population	12%

Population Density 176.5 persons per Km²



The Main Census Results
can be downloaded at:

www.dop.gov.mm

or <http://myanmar.unfpa.org/census>




Department of Population,
Ministry of Immigration and Population
with technical support from UNFPA

How has the population of Ayeyawady Region changed between 1973, 1983 and 2014?



2014 6,184,829



1983 4,994,061

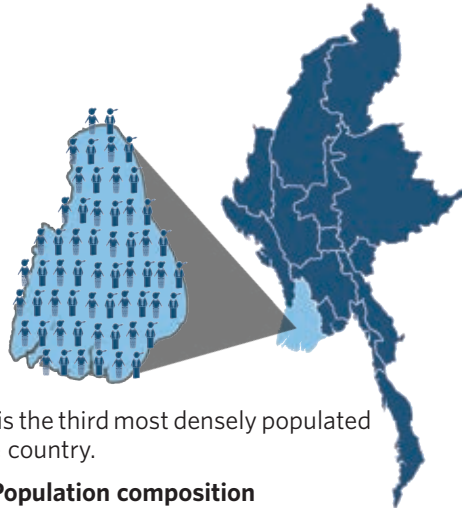


1973 4,156,673



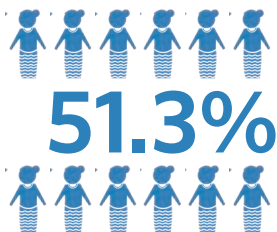
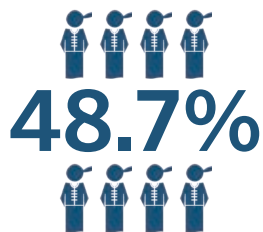
In terms of the proportion of the total population, the population of Ayeyawady Region has decreased from 14 percent in 1983 to 12 percent in 2014, but it still ranks second in size when compared with other States and Regions in the country.

Population density



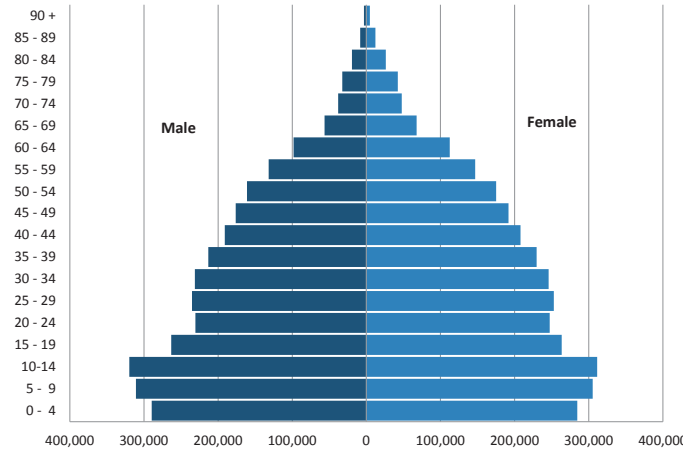
Ayeyawady Region is the third most densely populated State/Region in the country.

Population composition



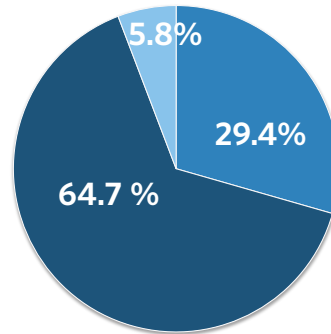
48.7% of the population are male and 51.3% are female.

Population Pyramid of Ayeyawady Region, 2014




The "pot shape" of the pyramid indicates a slightly declining birthrate, while the population aged 5 - 14 years has increased. The pyramid also shows a large proportion of economically active population (ages 15 - 64).

Proportion of broad age groups in the total population



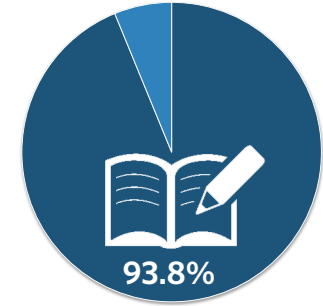
The population can be divided into three broad age groups, those less than 15 years (Child population), 15-64 years (Productive age), and 65 years and over (Aged population).

- Under 15 years
- 15-64 years
- 65 years and over



Dependency Ratio

In Ayeyawady Region the Total Dependency Ratio was 54.5 in 2014. The dependency ratio measures the pressure on the productive population. At the Union Level the Total Dependency Ratio was 52.5 in 2014.



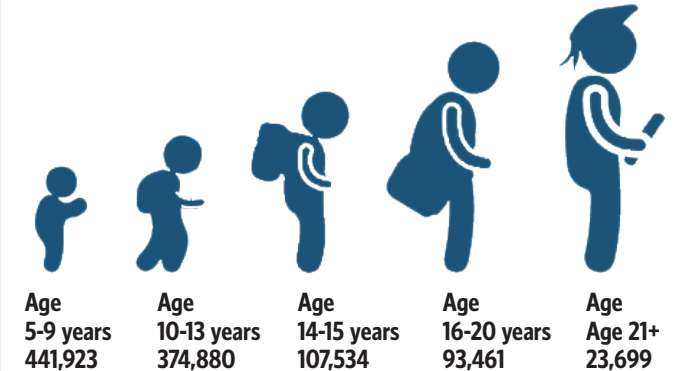
Literacy

Out of 4,257,899 people aged fifteen years and over, 3,995,130 reported that they were able to read and write. The literacy rate for Ayeyawady is 93.8% higher than the Union literacy rate of 89.5%. Literacy rates are higher for males (95.9%) than females (92%).



School attendance

Out of 5,483,097 persons aged 5 years and above, and living in conventional households, 1,041,497 are currently in school.



Labour force participation rate

63.8% of all people who are of working age (15-64) were in the labour force. The proportion of males in the labour force is significantly higher (85.6%) than that of females (43.5%).



Housing conditions

93.8% of households in Ayeyawady own their house, higher than the Union Level figure of 85.5%.

我们的产品



大数据平台

国内宏观经济数据库

国际经济合作数据库

行业分析数据库

条约法规平台

国际条约数据库

国外法规数据库

即时信息平台

新闻媒体即时分析

社交媒体即时分析

云报告平台

数据智慧平台

企业智慧 品牌口碑分析工具 助力创业者智能决策

预览已结束，完整报告链接和二维码如下：

https://www.yunbaogao.cn/report/index/report?reportId=5_19853

