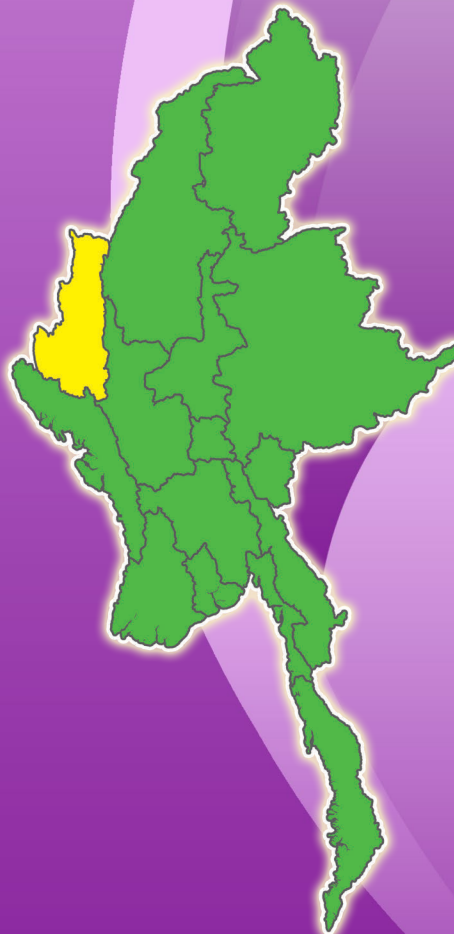


THE REPUBLIC OF THE UNION OF MYANMAR

The 2014 Myanmar Population and Housing Census


Chin State

Census Report Volume 3 - D



Department of Population
Ministry of Immigration and Population

May 2015



The 2014 Myanmar Population and Housing Census

Chin State Report

Census Report Volume 3-D

For more information contact:

Department of Population
Ministry of Immigration and Population
Office No. 48
Nay Pyi Taw

Tel: +95 67 431 062

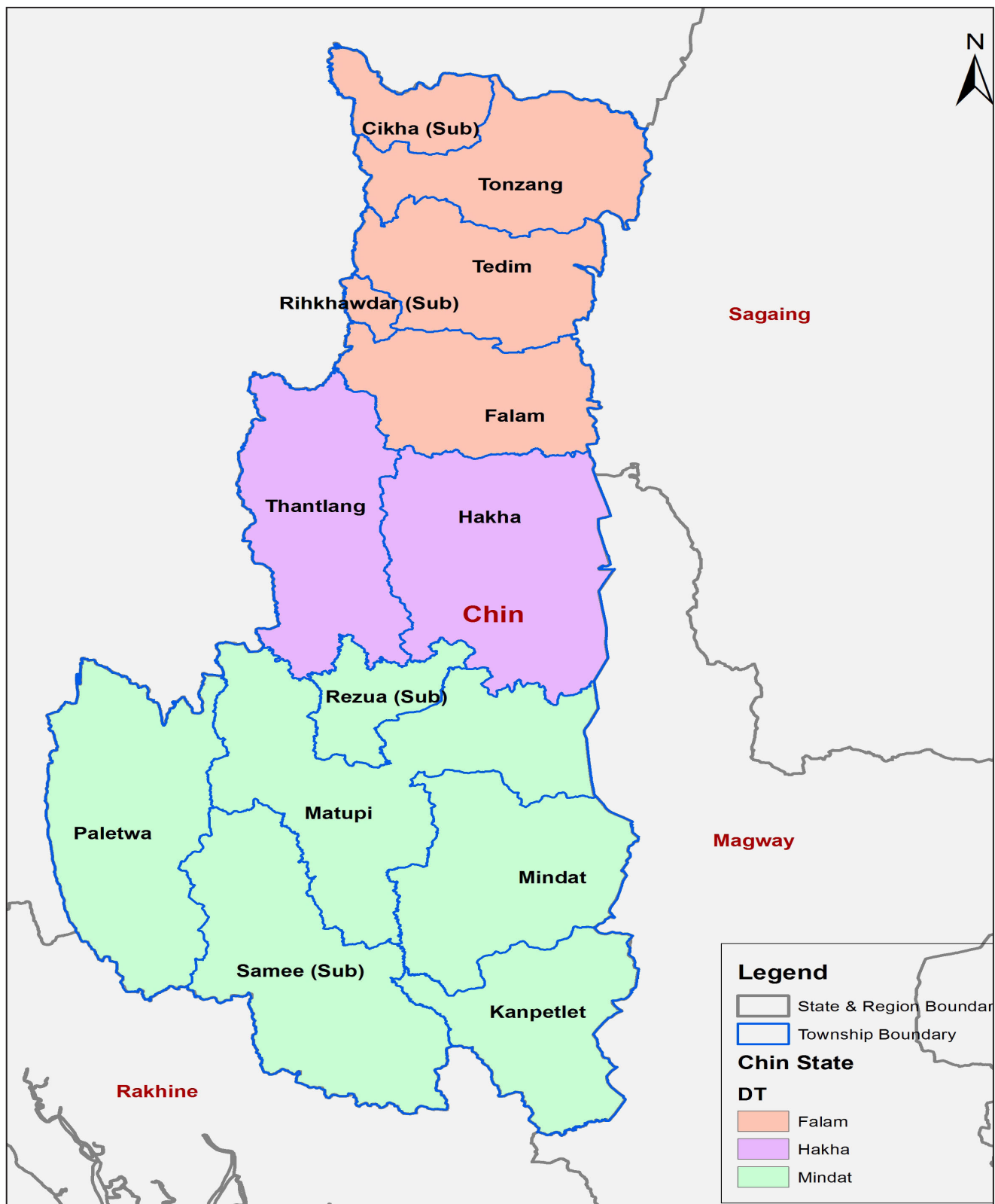
www.dop.gov.mm

May, 2015

Figure 1: Map of Myanmar by States, Regions and Districts



Figure 2: Map of Chin State by Districts and Townships



Foreword

The 2014 Myanmar Population and Housing Census (2014 MPHIC) was conducted from 29th March to 10th April 2014 on a de facto basis. The successful planning and implementation of the census activities, followed by the timely release of the provisional results in August 2014, and now the main results in May 2015, is a clear testimony of the Government's resolve to publish all information collected from respondents in accordance with the Population and Housing Census Law No. 19 of 2013. It is now my hope that the main results, both Union and each of the State and Region reports, will be interpreted correctly and will effectively inform the planning and decision-making processes in our quest for national and sub-national development.

The census structures put in place, including the Central Census Commission, Census Committees and officers at the State/Region, District and Township Levels, and the International Technical Advisory Board (ITAB), a group of 15 experts from different countries and institutions involved in censuses and statistics internationally, provided the requisite administrative and technical inputs for the implementation of the census. The technical support and our strong desire to follow international standards affirmed our commitment to strict adherence to the guidelines and recommendations, which form part of international best practices for census taking.

This Main Census Report – Chin State Report (Census Report Volume 3-D) is one of the 15 publications which fall under the third series of census reports to be released from the 2014 MPHIC. It contains detailed information for Chin State on demographic and socio-economic characteristics of the population and households at the State/Region, District and Township level. The initial analysis indicates that generally the 2014 MPHIC data are complete and accurate. The Union information is presented in Census Volume 2, while data for the 15 States and Regions are in their respective reports, all under Census Volume 3. However, census enumeration did not cover some population groups in the northern parts of Rakhine State and in a few areas of Kachin State. In parts of Hpa Pun Township in Kayin State, only the total number of households and population by sex were submitted to the Census Office. This non-enumeration affected the Union Report as well as the reports of the three respective States. The Government, with support from UNFPA, minimised the impact of these incidences as much as possible and estimated the population missed in these areas. The estimates for the population not counted in these areas are also published in this report.

On behalf of the Government, I express our gratitude to UNFPA and the development partners, namely Australia, Finland, Germany, Italy, Norway, Sweden, Switzerland, the United Kingdom and the United States of America, for their generous contributions. Their financial, technical and logistical support was critical to the success of our census. They provided useful advice and contributed immensely to various activities, including technical assistance, equipment and materials, printing of questionnaires, training of trainers and enumerators/supervisors, publicity materials and scanning of questionnaires, amongst other activities.

We are greatly indebted to the President of the Republic of the Union of Myanmar, H.E. U Thein Sein, and the Patron of the Central Census Commission, the Vice President of the Republic of the Union of Myanmar, H.E. Dr. Sai Mauk Kham, for their valuable guidance in the census process. Also to be acknowledged are the Chief Ministers in each State and Region who steered the census operations in their areas together with State/Region Directors of Immigration and National Registration, and members of the Central Census Commission and Census Committees at every administrative level who worked

tirelessly to support the census process. Our gratitude also goes to the technical teams at the Department of Population and UNFPA who worked around the clock to ensure that the census was implemented according to the planned timeline, and that all the reports and guidelines were produced and delivered on time. Special appreciation goes to the enumerators, supervisors and trainers who were mainly from the various ministries and other institutions.

Finally, I would like to thank all Myanmar people for their cooperation during the enumeration in particular, and support to the census process in general. I would like to reiterate our promise that the census records are strictly confidential and are being handled with the utmost care, and that they will be used for purposes of statistical compilation only.



H.E. U Khin Yi,

Minister of Immigration and Population

The Republic of the Union of Myanmar

Table of Contents

Foreword	iii
List of Statistical Tables	vi
List of Figures	viii
List of Acronyms and Abbreviations	ix
Chin State Figures at a Glance	1
1. Introduction	5
1.1. Preamble	5
1.2. The 2014 Population and Housing Census	5
1.2.1. The Management and Planning	5
1.2.2. Enumeration Area Mapping	6
1.2.3. Development of Questionnaires and Manuals	6
1.2.4. Recruitment and Training	6
1.2.5. Census Enumeration	7
1.2.6. Data Processing	7
1.2.7. Independent Observation Mission	7
1.2.8. Provisional Results	8
1.3. Quality Assurances to improve data quality	8
2. Summary of the Main Results	10
2.1. Population of Myanmar and Chin State	10
2.2. Size and Change of Population in Chin State	11
2.3. Population Density	11
2.4. Population by Urban and Rural area	11
2.5. Population by Sex	12
2.6. Population Age-sex Pyramid for Chin State	12
2.7. Births and Childhood Deaths	12
3. Statistical Tables	14
Annex 1: Questionnaire	112
Annex 2: Definitions and Concepts	117
References	122

List of Statistical Tables

Table Number	Description
SERIES A: DEMOGRAPHIC CHARACTERISTICS	
A-1	Population by household type, sex and sex ratio by urban and rural (State, District, Township)
A-2	Conventional households by sex of the head, percent of female headed households, population by type of household and mean household size (State, District, Township)
A-3	Population by urban/rural and sex; sex ratio and percent of population urban (State, District, Township)
A-4	Population by urban/rural, sex and single years of age (State)
A-5	Population by urban/rural, sex and 5-year age groups (State, District)
A-6	Population by selected age-groups and dependency ratios by urban and rural (State, District, Township)
A-7	Conventional households by size of the household (State, District, Township)
SERIES B: SOCIAL CHARACTERISTICS	
B-1	Population in conventional households by relationship to the head of household and sex (State, District)
B-2	Population in conventional households and institutions aged 10 years and over by marital status, 5-year age group and sex (State)
B-3	Population aged 15 years and over by marital status, district, township and sex (State, District, Township)
SERIES C: MIGRATION	
C-1	Former conventional household members living abroad by country of residence, District of reporting household and sex (State, District)
C-2	Former conventional household members living abroad by country of residence, sex and duration of residence abroad (State)

预览已结束，完整报告链接和二维码如下：

https://www.yunbaogao.cn/report/index/report?reportId=5_19857

