




Digital implementation investment guide (DIIG): integrating digital interventions into health programmes



Digital implementation investment guide (DIIG): integrating digital interventions into health programmes



Digital implementation investment guide (DIIG): integrating digital interventions into health programmes

ISBN 978-92-4-001056-7 (electronic version)

ISBN 978-92-4-001057-4 (print version)

© World Health Organization 2020.

Some rights reserved. This work is available under the Creative Commons Attribution-NonCommercial-ShareAlike 3.0 IGO licence (CC BY-NC-SA 3.0 IGO; <https://creativecommons.org/licenses/by-nc-sa/3.0/igo/>).

Under the terms of this licence, you may copy, redistribute and adapt the work for noncommercial purposes provided the work is appropriately cited, as indicated below. In any use of this work, there should be no suggestion that WHO endorses any specific organizations, products or services. The use of the WHO logo is not permitted. If you adapt the work, then you must license your work under the same or equivalent Creative Commons licence. If you create a translation of this work, you should add the following disclaimer along with the suggested citation: "This translation was not created by the World Health Organization (WHO). WHO is not responsible for the content or accuracy of this translation. The original English edition shall be the binding and authentic edition."

Any mediation relating to disputes arising under the licence shall be conducted in accordance with the mediation rules of the World Intellectual Property Organization. (<http://www.wipo.int/amc/en/mediation/rules/>).

Suggested citation. Digital implementation investment guide: integrating digital interventions into health programmes. Geneva: World Health Organization; 2020. Licence: [CC BY-NC-SA 3.0 IGO](https://creativecommons.org/licenses/by-nc-sa/3.0/igo/).

Cataloguing-in-Publication (CIP) data. CIP data are available at <http://apps.who.int/iris/>.

Sales, rights and licensing. To purchase WHO publications, see <http://apps.who.int/bookorders/>. To submit requests for commercial use and queries on rights and licensing, see <http://www.who.int/about/licensing/>.

Third-party materials. If you wish to reuse material from this work that is attributed to a third party, such as tables, figures or images, it is your responsibility to determine whether permission is needed for that reuse and to obtain permission from the copyright holder. The risk of claims resulting from infringement of any third-party-owned component in the work rests solely with the user.



General disclaimers. The designations employed and the presentation of the material in this publication do not imply the expression of any opinion whatsoever on the part of WHO concerning the legal status of any country, territory, city or area or of its authorities, or concerning the delimitation of its frontiers or boundaries. Dotted and dashed lines on maps represent approximate border lines for which there may not yet be full agreement.

The mention of specific companies or of certain manufacturers' products does not imply that they are endorsed or recommended by WHO in preference to others of a similar nature that are not mentioned. Errors and omissions excepted, the names of proprietary products are distinguished by initial capital letters.





All reasonable precautions have been taken by WHO to verify the information contained in this publication. However, the published material is being distributed without warranty of any kind, either expressed or implied. The responsibility for the interpretation and use of the material lies with the reader. In no event shall WHO be liable for damages arising from its use.

Design and layout: RRD Design LLC

Contents

| | | |
|---|---|-----------|
| | List of figures, tables and boxes | v |
| | Foreword | vii |
| | Acknowledgements | viii |
| | List of abbreviations | ix |
|  | CHAPTER 1: INTRODUCTION | 1 |
| | 1.1 The Guide's role in planning and implementing a digital health enterprise | 4 |
| | 1.2 How to use this Guide | 8 |
| | 1.3 Key terms for using this Guide | 11 |
| | 1.4 When to use this Guide | 14 |
|  | CHAPTER 2: FORM THE TEAM AND ESTABLISH GOALS | 15 |
| | 2.1 Determine roles and responsibilities | 17 |
| | 2.2 Develop a common understanding of the health programme's needs and goals | 22 |
| | 2.3 Understand programme operations across levels of the health system | 23 |
|  | CHAPTER 3: IDENTIFY HEALTH SYSTEM CHALLENGES AND NEEDS | 29 |
| | 3.1 Map the current state of programme activities | 31 |
| | 3.1.1 Determine the health programme processes to target | 32 |
| | 3.1.2 Map the workflows for targeted processes | 33 |
| | 3.1.3 Identify and confirm bottlenecks | 36 |
| | 3.2 Conduct a root cause analysis of bottlenecks | 36 |
| | 3.3 Prioritize bottlenecks | 37 |
| | 3.4 Map programme-specific bottlenecks to generic health system challenges | 38 |
|  | CHAPTER 4: DETERMINE APPROPRIATE DIGITAL HEALTH INTERVENTIONS | 43 |
| | 4.1 Determine and select digital health interventions for the prioritized health system challenges | 46 |
| | 4.2 Determine whether the enabling environment can support the identified digital health interventions | 51 |
| | 4.3 Determine what the interventions will need to do | 54 |
| | 4.3.1 Identify functional requirements and user stories | 54 |
| | 4.3.2 Understand and manage expectations from end-users and stakeholders | 55 |
| | 4.3.3 Map future-state workflow | 56 |
| | 4.4 Determine if existing digital health applications, platforms and enterprises can achieve the requirements | 57 |
| | 4.5 Progress check | 60 |
|  | CHAPTER 5: PLAN THE IMPLEMENTATION | 63 |
| | 5.1 Infrastructure considerations | 69 |
| | 5.2 Legislation, policy and compliance considerations | 70 |
| | 5.2.1 Data management, privacy and security | 70 |
| | 5.2.2 Regulation of new digital health technologies | 71 |
| | 5.3 Leadership and governance considerations | 72 |
| | 5.3.1 Governance | 72 |
| | 5.3.2 External partnerships | 73 |
| | 5.4 Workforce and training considerations | 74 |
| | 5.5 Services and applications | 77 |
| | 5.6 Standards and interoperability | 79 |
| | 5.7 National digital health strategy and investment plan | 79 |



| | | |
|---|---|------------|
|  | CHAPTER 6: LINK THE DIGITAL HEALTH IMPLEMENTATION TO THE ENTERPRISE ARCHITECTURE | 81 |
| | 6.1 Assess the digital health enterprise architecture | 83 |
| | 6.2 Identify common and enabling components and shared services (digital health platform) | 86 |
| | 6.3 Link your digital health investments to the enterprise architecture..... | 88 |
|  | CHAPTER 7: DEVELOP A BUDGET | 91 |
| | 7.1 Phases of implementation..... | 93 |
| | 7.2 Cost drivers | 94 |
| | 7.3 Budget matrix | 100 |
|  | CHAPTER 8: MONITOR THE IMPLEMENTATION AND USE DATA EFFECTIVELY | 101 |
| | 8.1 Establish a logic model for your implementation | 104 |
| | 8.2 Plan how you will conduct the monitoring and evaluation..... | 106 |
| | 8.3 Establish a culture of data use | 110 |
| | 8.4 Adaptive management: Use data to optimize interventions..... | 115 |
| | 8.5 Progress Check | 117 |
|  | CHAPTER 9: VALUE PROPOSITION AND NEXT STEPS | 119 |
| | References | 122 |
| | Annexes | 126 |
| | Annex 1.1 Glossary | 126 |
| | Annex 1.2 Additional resources for further reading for planning and implementing a digital health enterprise | 130 |
| | Annex 2.1 Planning and implementation charter..... | 132 |
| | Annex 2.2 Persona worksheet..... | 133 |
| | Annex 3.1 Process matrix worksheet | 134 |
| | Annex 3.2 Worksheet for mapping bottlenecks to health system challenges | 135 |
| | Annex 5.1 Questions for software developers..... | 136 |
| | Annex 5.2 Implementation considerations summary template | 137 |
| | Annex 5.3 Implementation considerations for specific digital health interventions | 138 |
| | Annex 5.4 Illustrative considerations to mitigate data management risks | 158 |
| | Annex 6.1 Linking digital health implementations to a national digital health enterprise architecture | 160 |
| | Annex 7.1 Budget template | 163 |
| | Annex 8.1 Adaptive management checklist..... | 165 |
| | Annex 8.2 Logic model template | 168 |

Figures, tables and boxes

| | | |
|-----------------------|---|----|
| Fig. 1.1.1. | Planning and implementing a digital health enterprise: phases, steps and resources. | 5 |
| Table 1.1.2. | Resources for planning and implementing a digital health enterprise. | 6 |
| Box 1.1.3. | Resources detailing content for specific health programme areas. | 7 |
| Fig. 1.1.4. | Essential processes of national digital health implementations. | 7 |
| Fig. 1.2.1. | Overview of the chapters in this Digital Implementation Investment Guide. | 9 |
| Fig. 1.2.2. | Summary of outputs within a costed implementation plan. | 10 |
| Fig. 1.3.1. | Different digital health system architectures. | 13 |
| Table 2.1.1. | Key roles and their descriptions. | 18 |
| Box 2.1.2. | Resources for establishing governance mechanisms. | 19 |
| Fig. 2.2.1. | Example of Nigeria’s national health ICT vision extracted from the national eHealth strategy. | 22 |
| Fig. 2.3.1. | Illustrative example of a health system organogram and relationships. | 24 |
| Table 2.3.2. | Examples of personas developed when planning an immunization programme. | 26 |
| Fig. 3.1. | Adaptation of CRDM approach for defining health system challenges. | 31 |
| Fig. 3.1.1.1. | Process matrix illustrating three example processes within a typical vaccination programme. | 32 |
| Fig. 3.1.2.1. | Example workflow diagram for a service-delivery process. | 34 |
| Box 3.1.2.2. | Conventions that are generally used when mapping workflows. | 34 |
| Fig. 3.2.1. | Using the 5 Whys model to identify the root cause of bottlenecks. | 37 |
| Table 3.3.1. | Formula for scoring and ranking bottlenecks, with examples. | 38 |
| Fig. 3.4.1. | WHO classification of health system challenges. | 39 |
| Box 3.4.2. | Linking health system challenges to universal health coverage. | 40 |
| Fig. 3.4.3. | Health system needs for universal health coverage. | 41 |
| Fig. 4.1. | Redesigning health programme processes. | 45 |
| Fig. 4.1.1. | Classifications of digital health interventions. | 47 |
| Fig. 4.1.2. | Linkage between health system challenges and digital health interventions. | 48 |
| Fig. 4.1.3. | Digital health intervention selection matrix. | 49 |
| Table 4.1.4. | Bottlenecks discussed in a multistakeholder meeting. | 50 |
| Fig. 4.2.1. | Roles and contributions of component “building blocks” to the enabling environment for digital health enterprises. | 52 |
| Box 4.2.2. | Useful resources for assessing the readiness of the enabling environment. | 53 |
| Fig. 4.3.1. | Stakeholder relationships with a digital health intervention. | 54 |
| Table 4.3.1.1. | An example scenario for a pregnancy-support digital health intervention. | 55 |
| Fig. 4.3.2.1. | Examples of different personas interacting with digital health interventions. | 56 |
| Fig. 4.3.3.1. | Bottleneck and future-state workflow diagrams. | 57 |
| Box 4.4.1. | The Digital Health Atlas and other repositories of digital health implementations. | 59 |
| Fig. 4.5.1. | Considerations for designing a digital health enterprise to deploy selected digital health interventions. | 61 |





| | | |
|---------------------|--|-----|
| Fig. 5.1. | Essential components of a digital health implementation. | 66 |
| Table 5.2. | Illustrative implementation considerations for digital health.. | 66 |
| Box 5.3. | Description of digital health interventions reviewed in the WHO guideline. | 68 |
| Box 5.1.1. | Resource on hardware management. | 69 |
| Box 5.2.1.1. | Examples of policies for data protection and regulation.. | 71 |
| Box 5.2.2.1. | Resources on regulation of medical device technologies..... | 72 |
| Fig. 5.4.1. | Kotter’s eight-step change model..... | 75 |
| Fig. 5.4.2. | Linking Kotter’s change model to BID’s touch strategy. | 76 |
| Fig. 5.5.1. | Benefits and risks of different software models. | 78 |
| Box 5.6.1. | General considerations for standards and interoperability. | 79 |
| Fig. 5.6.2. | How mHero integrates digital health interventions using standards. | 80 |
| Fig. 6.1.1. | Digital health architectural approach..... | 84 |
| Box 6.2.1. | Illustrative list of common components. | 86 |
| Fig. 6.2.2. | Digital health investments within the digital health enterprise architecture..... | 87 |
| Box 6.3.1. | Key resources for building towards a digital health enterprise architecture..... | 89 |
| Fig. 6.3.2. | OpenHIE architectural diagram illustrating mechanisms for interoperability across different applications. | 89 |
| Fig. 6.3.3. | Myanmar example of a national digital health enterprise architecture blueprint..... | 90 |
| Fig. 7.1.1. | Phases of implementation | 93 |
| Table 7.2.1. | Illustrative costs throughout the implementation life cycle..... | 95 |
| Table 7.2.2. | BID Initiative cost categories. | 98 |
| Table 7.3.1. | Summary budget matrix. | 100 |
| Fig. 8.1. | M&E and adaptive management as continual considerations for digital health implementations. . | 103 |
| Fig. 8.1.1. | Illustrative logic model of MomConnect digital health investment. | 104 |
| Fig. 8.2.1. | Intervention maturity over time. | 107 |
| Fig. 8.2.2. | Implementation maturity continuum. | 108 |
| Table 8.2.4. | Examples of metrics from the Learning for Impact approach..... | 109 |
| Fig. 8.3.1. | Examples of data use. | 111 |
| Box 8.3.2. | Immunization Data: Evidence for Action. | 111 |

预览已结束，完整报告链接和二维码如下：

https://www.yunbaogao.cn/report/index/report?reportId=5_20174

