

The Millennium Development Goals Report



UNITED NATIONS

2006



This report is based on a master set of data that has been compiled by an Inter-Agency and Expert Group on MDG Indicators led by the Department of Economic and Social Affairs of the United Nations Secretariat, in response to the wishes of the General Assembly for periodic assessment of progress towards the MDGs. The Group comprises representatives of the international organizations whose activities include the preparation of one or more of the series of statistical indicators that were identified as appropriate for monitoring progress towards the MDGs, as reflected in the list below. A number of national statisticians and outside expert advisers also contributed.

INTERNATIONAL LABOUR ORGANIZATION

FOOD AND AGRICULTURE ORGANIZATION OF THE UNITED NATIONS

UNITED NATIONS EDUCATIONAL, SCIENTIFIC AND CULTURAL ORGANIZATION

WORLD HEALTH ORGANIZATION

THE WORLD BANK

INTERNATIONAL MONETARY FUND

INTERNATIONAL TELECOMMUNICATION UNION

ECONOMIC COMMISSION FOR AFRICA

ECONOMIC COMMISSION FOR EUROPE

ECONOMIC COMMISSION FOR LATIN AMERICA AND THE CARIBBEAN

ECONOMIC AND SOCIAL COMMISSION FOR ASIA AND THE PACIFIC

ECONOMIC AND SOCIAL COMMISSION FOR WESTERN ASIA

JOINT UNITED NATIONS PROGRAMME ON HIV/AIDS

UNITED NATIONS CHILDREN'S FUND

UNITED NATIONS CONFERENCE ON TRADE AND DEVELOPMENT

UNITED NATIONS DEVELOPMENT FUND FOR WOMEN

UNITED NATIONS DEVELOPMENT PROGRAMME

UNITED NATIONS ENVIRONMENT PROGRAMME

UNITED NATIONS FRAMEWORK CONVENTION ON CLIMATE CHANGE

UNITED NATIONS HIGH COMMISSIONER FOR REFUGEES

UNITED NATIONS HUMAN SETTLEMENTS PROGRAMME

UNITED NATIONS POPULATION FUND

INTER-PARLIAMENTARY UNION

ORGANIZATION FOR ECONOMIC COOPERATION AND DEVELOPMENT

WORLD TRADE ORGANIZATION

The Millennium Development Goals Report 2006



UNITED NATIONS

NEW YORK, 2006



Foreword

SIX YEARS AGO, leaders from every country agreed on a vision for the future – a world with less poverty, hunger and disease, greater survival prospects for mothers and their infants, better educated children, equal opportunities for women, and a healthier environment; a world in which developed and developing countries worked in partnership for the betterment of all. This vision took the shape of eight Millennium Development Goals, which are providing countries around the world a framework for development, and time-bound targets by which progress can be measured.

This report shows where we stand in 2006 in achieving these goals. The challenges the Goals represent are staggering. But there *are* clear signs of hope. The data on the following pages and other evidence suggest that providing every child with a primary school education is within our grasp. The handful of countries in sub-Saharan Africa that are successfully lowering HIV infection rates and expanding treatment demonstrate that the war against AIDS can be won. Step by step, we see that women are gaining in political participation that will one day result in their full equal rights. Developed countries have confirmed their commitment to the Goals through increased aid and enhanced debt relief. Collectively, the developed and developing countries mustered the political will to find a solution to the destruction of the ozone layer – a demonstration that we can work together on global environmental challenges.

Yet we also know that disparities in progress, both among and within countries, are vast, and that the poorest among us, mostly those in remote rural areas, are being left behind. Much more can and must be done, both by developed countries in increasing their support and by developing countries in using foreign assistance and their own resources more effectively.

THIS PUBLICATION EMBODIES the collaborative efforts of agencies and organizations within and outside the United Nations system, working through the Inter-agency and Expert Group on MDG Indicators. It contains the latest and most comprehensive figures available through improved data collection and monitoring worldwide. Similar data will be collected and presented each year until 2015, the target date for the Millennium Development Goals, in an effort to give further direction and focus to international cooperation and national action.

The present report shows that some progress *has* been made. This should provide the incentive to keep moving forward. But as the following pages also show, there is still a long way to go to keep our promises to current and future generations.



JOSÉ ANTONIO OCAMPO
Under-Secretary-General for Economic and Social Affairs

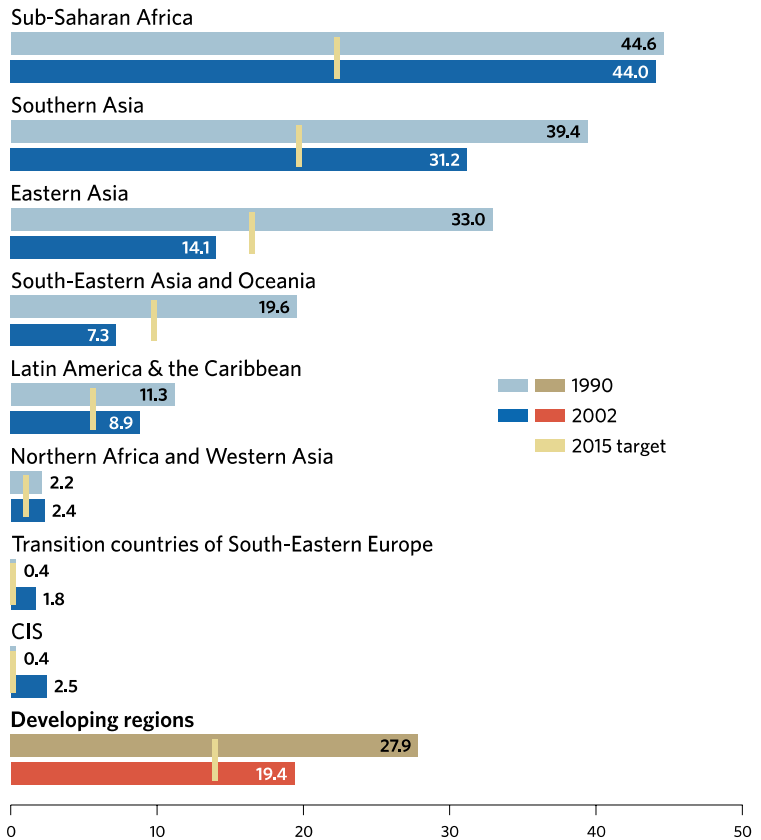
Goal 1 Eradicate extreme poverty & hunger

TARGET

Halve, between 1990 and 2015, the proportion of people whose income is less than \$1 a day

Asia leads the decline in global poverty

Proportion of people living on less than \$1 a day, 1990 and 2002 (Percentage)

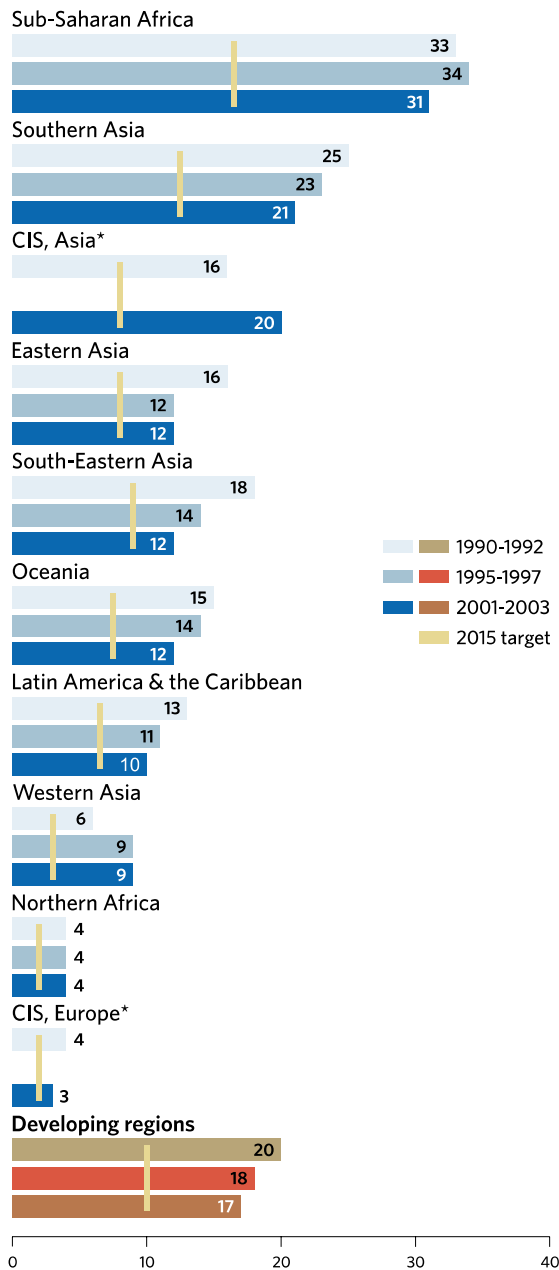


In 1990, more than 1.2 billion people – 28 per cent of the developing world’s population – lived in extreme poverty. By 2002, the proportion decreased to 19 per cent. During that period, rates of extreme poverty fell rapidly in much of Asia, where the number of people living on less than \$1 a day dropped by nearly a quarter of a billion people. Progress was not so rapid in Latin America and the Caribbean, which now has a larger share of people living in poverty than South-Eastern Asia and Oceania. Poverty rates in Western Asia and Northern Africa remained almost unchanged between 1990 and 2002 and increased in the transition economies of South-Eastern Europe and the Commonwealth of Independent States (CIS). These two regions had previously nearly eradicated the worst forms of poverty, and recent survey data suggest that their poverty rates are again dropping. In sub-Saharan Africa, although the poverty rate declined marginally, the number of people living in extreme poverty increased by 140 million. Many sub-Saharan countries are now showing potential for long-term growth that could bring up standards of living.

TARGET
Halve, between 1990 and 2015, the proportion of people who suffer from hunger

More people go hungry, even though worst-hit regions show improvement and rates of hunger decline

Proportion of people living with insufficient food 1990-1992, 1995-1997 and 2001-2003 (Percentage)



* Data refer to 1993-1995 and 2001-2003

Chronic hunger - measured by the proportion of people lacking the food needed to meet their daily needs - has declined in the developing world. But progress overall is not fast enough to reduce the number of people going hungry, which increased between 1995-1997 and 2001-2003. An estimated 824 million people in the developing world were affected by chronic hunger in 2003.

The worst-affected regions - sub-Saharan Africa and Southern Asia - have made progress in recent years. But their advances have not kept pace with those of the early 1990s, and the number of people going hungry is increasing. Of particular concern is Eastern Asia: in the early 1990s, the number of hungry people declined; but again it is on the rise.

Goal 2 Achieve universal primary education

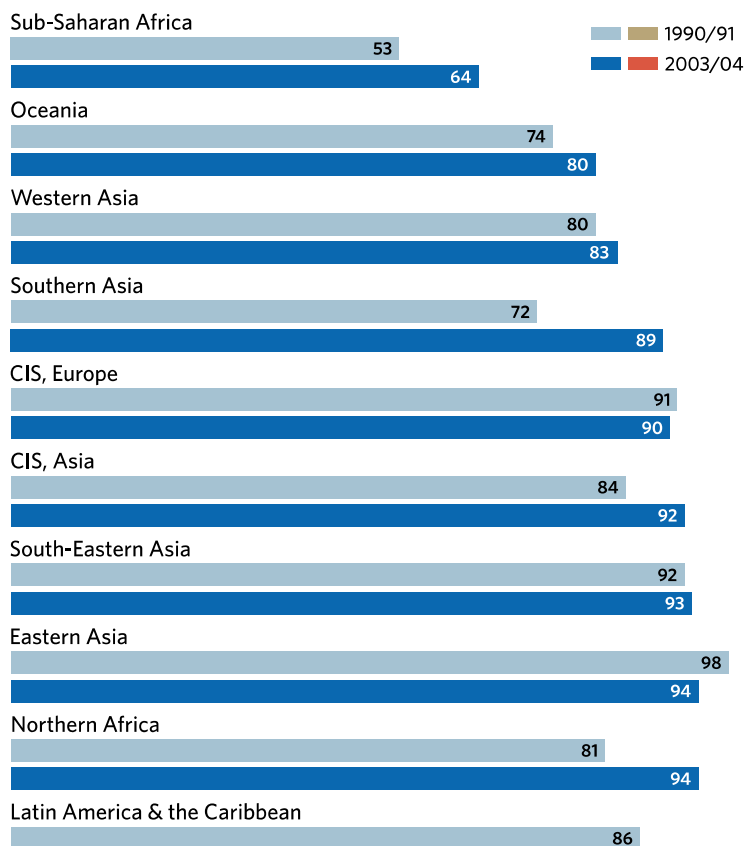


TARGET

Ensure that, by 2015, children everywhere, boys and girls alike, will be able to complete a full course of primary schooling

Universal primary education is in sight, though sub-Saharan Africa lags behind

Net enrolment ratio in primary education, 1990 / 91 and 2003 / 04 (Percentage)



预览已结束，完整报告链接和二维码如下：

https://www.yunbaogao.cn/report/index/report?reportId=5_20505



云报告
<https://www.yunbaogao.cn>

云报告
<https://www.yunbaogao.cn>

云报告
<https://www.yunbaogao.cn>