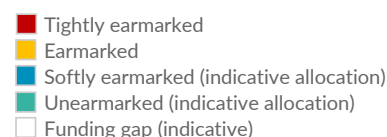
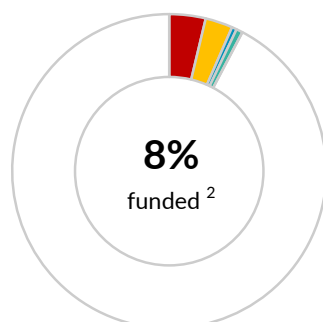


WEST AND CENTRAL AFRICA

as of 8 March 2022

\$884.1 million

 UNHCR's financial requirements 2022 ¹


CONTRIBUTIONS ³ | USD

	■ Unearmarked	■ Softly earmarked	■ Earmarked	■ Tightly earmarked	Total
Germany	-	3,567,930	-	626,987	4,194,916
Country-Based Pooled Funds	-	-	-	3,625,516	3,625,516
CERF	-	-	-	2,850,191	2,850,191
African Development Bank Group	-	-	-	2,449,492	2,449,492
Qatar	-	-	-	2,238,892	2,238,892
Switzerland	-	-	1,023,541	-	1,023,541
The Mohammed bin Rashid Al Maktoum Global Initiatives	-	-	-	1,006,300	1,006,300
Coop Italia	-	768,385	-	-	768,385
UN Peacebuilding Fund	-	-	-	752,423	752,423
Italy	-	-	-	664,277	664,277
Education Cannot Wait	-	241,667	-	412,992	654,659
European Union	-	-	-	531,915	531,915
Austria	-	-	-	492,117	492,117
Luxembourg	-	-	466,200	-	466,200
Spain	-	-	-	342,466	342,466
UN Programme On HIV/AIDS	-	-	-	244,950	244,950
Monaco	-	-	225,225	-	225,225
Profuturo	-	-	-	223,831	223,831
Iceland	-	153,398	-	-	153,398
Lithuania	-	-	112,613	-	112,613
UN Trust Fund for Human Security	-	-	-	11,147	11,147
Other private donors	-	22,667	14,479	25,985	63,131
Sub-total	-	4,754,046	1,842,058	16,499,480	23,095,585
Indicative allocation of funds and adjustments	5,796,658	(304,668)	22,999,185	16,580,720	45,071,894
Total	5,796,658	4,449,378	24,841,243	33,080,200	68,167,480

Methodology: Unearmarked funding is allocated and reallocated multiple times during the year to allow UNHCR to fund prioritised activities. This funding update includes an indicative allocation of funds so as to accurately represent the resources available for the sub-region. The contributions earmarked for West and Central Africa shown above are combined with an indicative allocation of the softly earmarked and unearmarked contributions listed below. This allocation respects different levels of earmarking. Adjustments relate to programme support costs and carry-over.

OTHER SOFTLY EARMARKED CONTRIBUTIONS ⁴ | USD

Norway | Education Cannot Wait | Private donors

UNEARMARKED CONTRIBUTIONS ⁵ | USD

Sweden 83.5 million | Norway 72.5 million | Netherlands 37.2 million | Denmark 35.6 million | Germany 27.6 million | Switzerland 18.4 million | Private donors Spain 12.3 million | Belgium 11.9 million | Ireland 11.8 million

Algeria | Armenia | Bulgaria | Canada | Estonia | Finland | Iceland | Liechtenstein | Lithuania | Luxembourg | Monaco | Montenegro | Peru | Qatar | Republic of Korea | Saudi Arabia | Singapore | Thailand | Turkey | Uruguay | Private donors

Notes:

1. The financial requirements for West and Central Africa are for the operations in Burkina Faso, Cameroon, Central African Republic, Chad, Côte d'Ivoire, Gabon, Ghana, Guinea, Guinea-Bissau, Liberia, Mali, Niger, Nigeria, Senegal and Togo.


2. The percentage funded (8%) and total funding amount (\$68,167,480) are indicative based on the methodology described above. This leaves an indicative funding gap of \$815,898,743 representing 92% of the financial requirements.

3. Contributions to West and Central Africa are shown by the earmarking modality as defined in the Grand Bargain.

4. Due to their earmarking at the region, or to a related situation or theme, the other softly earmarked contributions listed are those which can potentially be used in West and Central Africa. Where a donor has contributed \$2 million or more, the total amount of the contributions is shown.

5. Contributed without restrictions on its use, unearmarked funding allows UNHCR critical flexibility in how best to reach refugees and other populations of concern who are in the greatest need and at the greatest risk. Where a donor has contributed \$10 million or more, the total amount of the contribution is shown.

For more information: <http://reporting.unhcr.org>

 Follow us on @UNHCRgov

我们的产品



大数据平台

国内宏观经济数据库

国际经济合作数据库

行业分析数据库

条约法规平台

国际条约数据库

国外法规数据库

即时信息平台

新闻媒体即时分析

社交媒体即时分析

云报告平台

国内研究报告

国际研究报告

预览已结束，完整报告链接和二维码如下：

https://www.yunbaogao.cn/report/index/report?reportId=5_16487

