

Active Registered Persons Of Concern

759,738

 628,957
82.8%

 130,781
17.2%

 36,925
4.9%

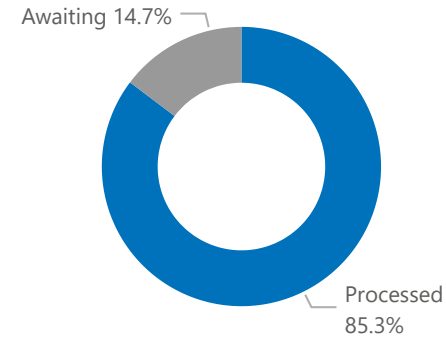
 368,044
48.4%

 354,769
46.7%

Age and Gender

Gender	0-4	5-11	12-17	18-35	36-59	60+
Male	48,957	77,087	55,951	114,245	72,140	15,975
Female	46,919	72,869	52,986	107,299	74,360	20,950
Total	95,876	149,956	108,937	221,544	146,500	36,925
	12.6%	19.7%	14.3%	29.2%	19.3%	4.9%

Biometric Statistics



 2.1%
2.8%
Elderly

 24.5%
23.9%
Adult

 24.0%
22.7%
Children

● Male ● Female

Origin Country

SOM	666	0.1%
other	1,436	0.2%
SUD	5,932	0.8%
YEM	12,785	1.7%
IRQ	66,463	8.7%
SYR	672,456	88.5%

Specific Needs

Serious medical condition	90,925	12.0%
Specific legal and physical protection needs	36,774	4.8%
Child at risk	30,390	4.0%
Disability	Under Validation	
Single parent	17,536	2.3%
Woman at risk	14,050	1.8%
Older person at risk	7,318	1.0%
Unaccompanied or separated child	2,191	0.3%
Individuals with Specific Needs	164,876	21.7%

* An individual can have mre than one specific need

Year of Arrival

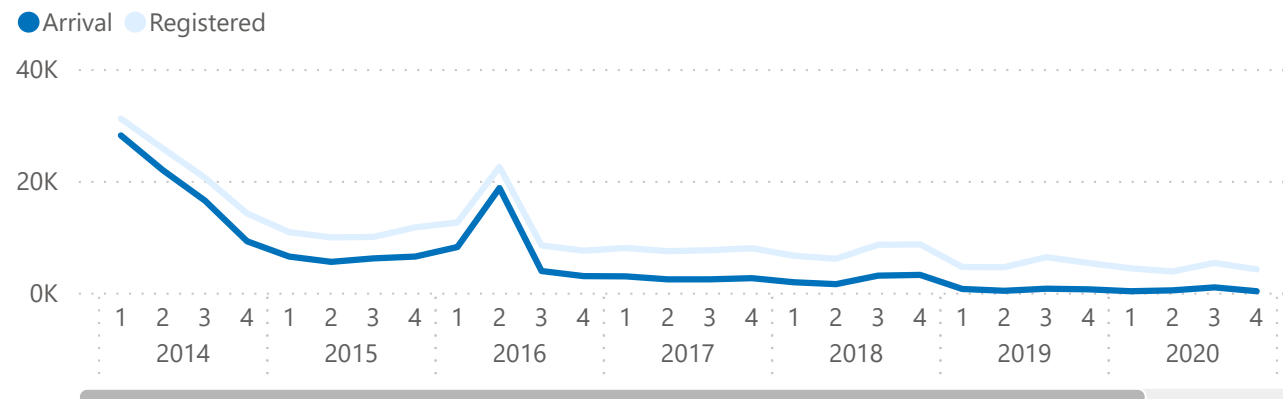
Pre 2011	25,292	4.2%
2011	23,737	3.9%
2012	149,826	24.7%
2013	249,381	41.1%
2014	75,656	12.5%
2015	24,535	4.0%
2016	33,690	5.6%
2017	10,252	1.7%
2018	9,589	1.6%
2019	2,281	0.4%
2020	1,854	0.3%
2021	119	0.0%

babies who are represented under the registration trend.

Registration Trend

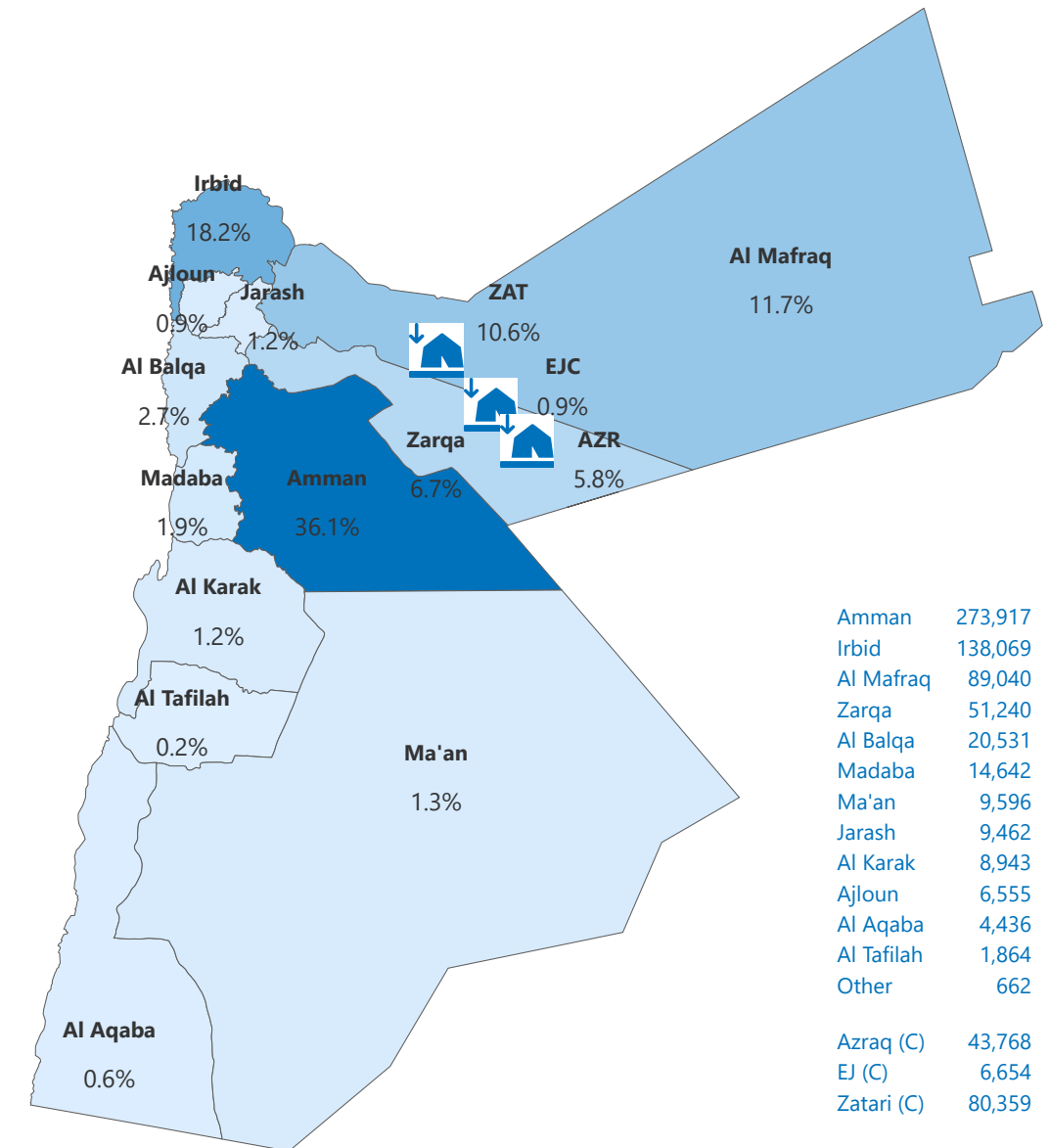
Pre - 2011	142,896	10.4%
2011	10,988	0.8%
2012	134,856	9.8%
2013	675,324	49.2%
2014	145,769	10.6%
2015	55,248	4.0%
2016	67,720	4.9%
2017	41,335	3.0%
2018	38,811	2.8%
2019	23,923	1.7%
2020	13,829	1.0%
2021	21,625	1.6%

Registration Trend Quarterly



babies who are represented under the registration trend.

babies who are represented under the registration trend.



我们的产品



大数据平台

国内宏观经济数据库

国际经济合作数据库

行业分析数据库

条约法规平台

国际条约数据库

国外法规数据库

即时信息平台

新闻媒体即时分析

社交媒体即时分析

预览已结束，完整报告链接和二维码如下：

https://www.yunbaogao.cn/report/index/report?reportId=5_16995