

Active Registered Persons Of Concern

670,748

 540,399
80.6%

 130,349
19.4%

 27,600
4.1%

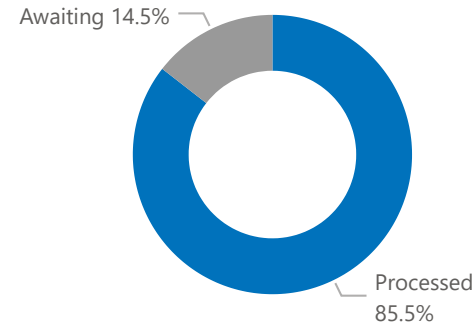
 314,392
46.9%

 328,756
49.0%

Age and Gender

Gender	0-4	5-11	12-17	18-35	36-59	60+
Male	46,541	71,167	50,861	97,303	57,751	11,438
Female	44,458	67,378	48,351	95,794	63,544	16,162
Total	90,999	138,545	99,212	193,097	121,295	27,600
	13.6%	20.7%	14.8%	28.8%	18.1%	4.1%

Biometric Statistics



 1.7%
2.4%
Elderly

 23.1%
23.8%
Adult

 25.1%
23.9%
Children

● Male ● Female

Origin Country

SYR	670,748	100.0%
-----	---------	--------

Specific Needs

Serious medical condition	76,038	10.0%
Specific legal and physical protection needs	33,792	4.5%
Child at risk	28,183	3.7%
Disability	Under Validation	
Single parent	16,029	2.1%
Woman at risk	11,529	1.5%
Older person at risk	6,207	0.8%
Unaccompanied or separated child	2,109	0.3%

Year of Arrival

Pre 2011	10,212	1.9%
2011	20,956	4.0%
2012	146,639	27.9%
2013	243,256	46.2%
2014	58,312	11.1%
2015	13,711	2.6%
2016	24,144	4.6%
2017	2,890	0.5%
2018	2,404	0.5%
2019	2,020	0.4%
2020	1,654	0.3%
2021	77	0.0%

babies who are represented under the registration trend.

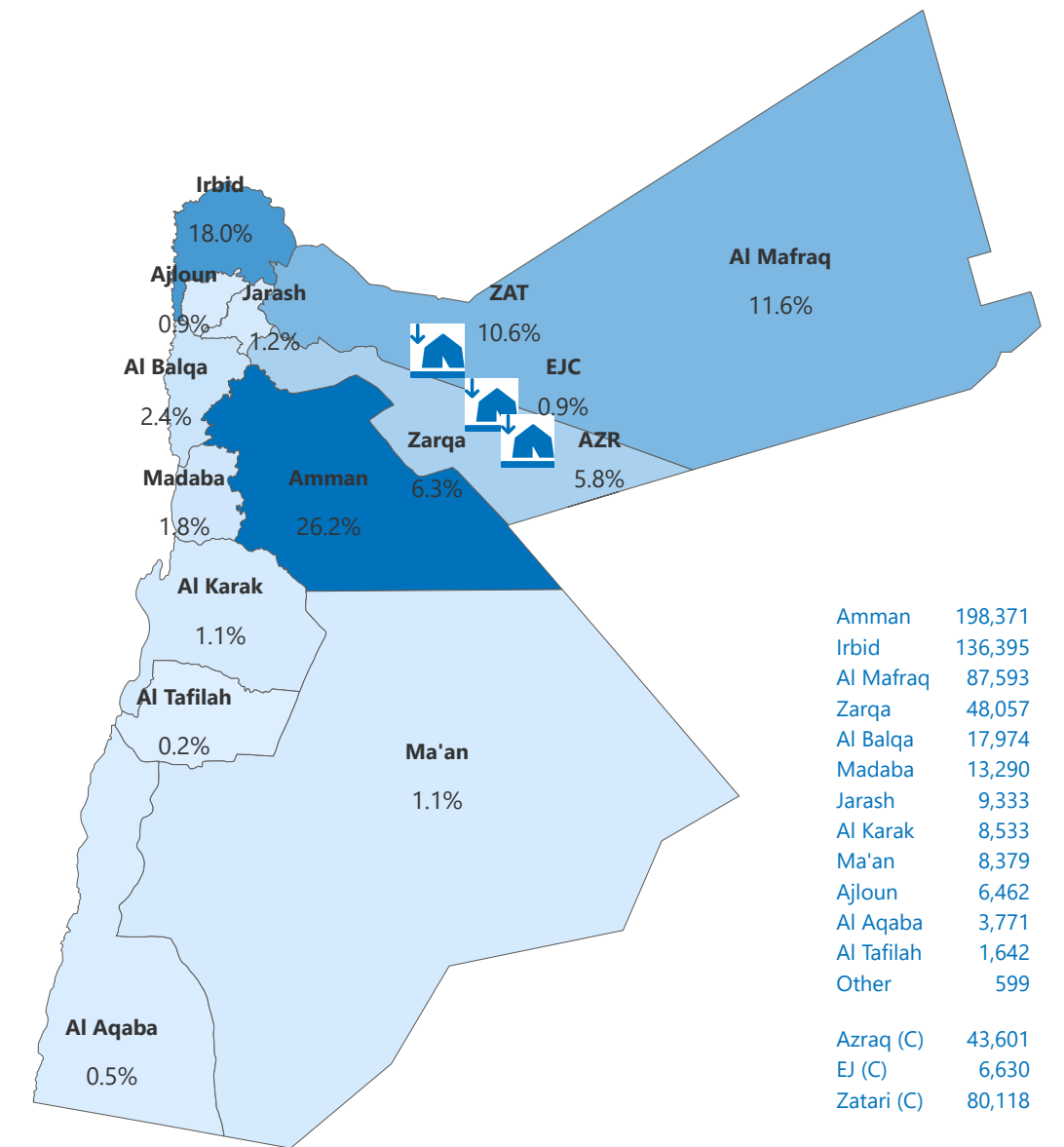
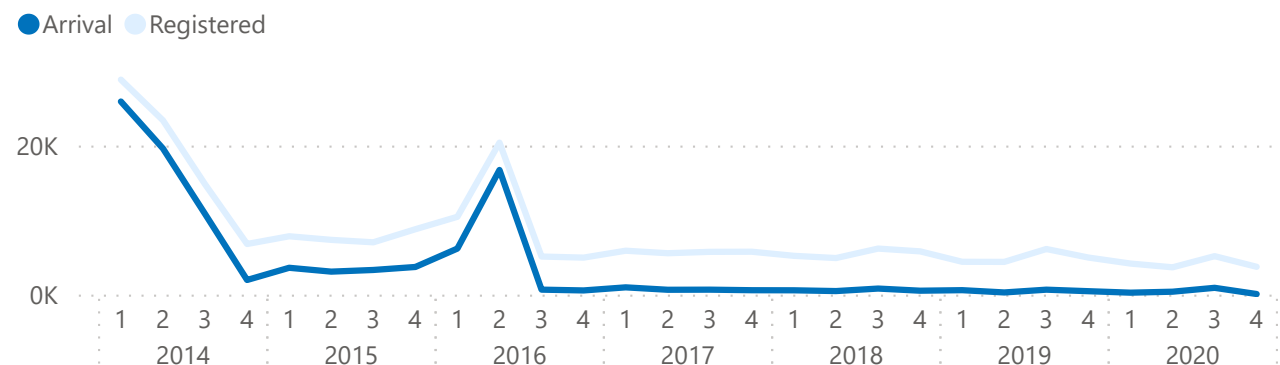
Registration Trend

Pre - 2011	1,425	0.1%
2011	2,361	0.2%
2012	130,067	9.5%
2013	667,450	48.7%
2014	121,372	8.9%
2015	41,018	3.0%
2016	53,612	3.9%
2017	28,678	2.1%
2018	27,522	2.0%
2019	22,285	1.6%
2020	13,276	1.0%
2021	17,556	1.3%

* An individual can have mre than one specific need

Individuals with Specific Needs	143,906	19.0%
---------------------------------	---------	-------

Registration Trend Quarterly



我们的产品



大数据平台

国内宏观经济数据库

国际经济合作数据库

行业分析数据库

条约法规平台

国际条约数据库

国外法规数据库

即时信息平台

新闻媒体即时分析

社交媒体即时分析

预览已结束，完整报告链接和二维码如下：

https://www.yunbaogao.cn/report/index/report?reportId=5_17026