

# Somalia

1 - 31 August 2021

In August, 36,000 new internal displacements were monitored by the UNHCR-led Protection and Returns Monitoring Network (PRMN). Drivers include conflict and insecurity (24,000), drought (8,000) and flood (2,000) related, and more than 1,000 displaced due to other triggers.



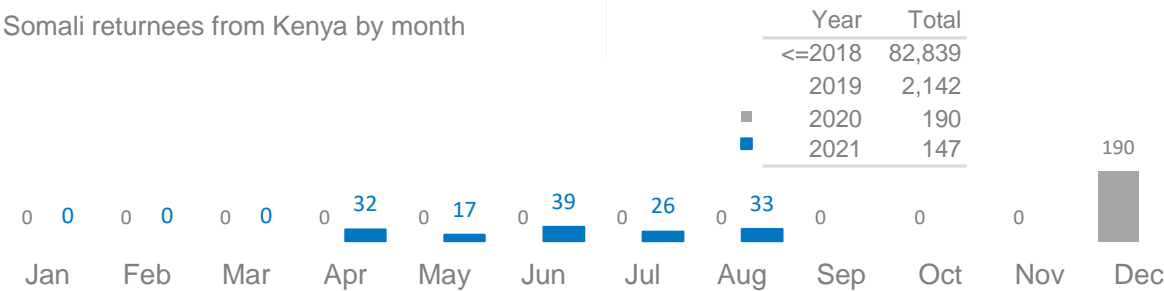
## Refugees & Asylum-Seekers

At the end of August 2021, there were 27,184 refugees and asylum-seekers registered in Somalia, mainly from Ethiopia (14,293 asylum seekers and 4,236 refugees) and Yemen (7,474 refugees). The remaining 1,181 persons were from other countries including Syria (906), Tanzania (135) and others (140).

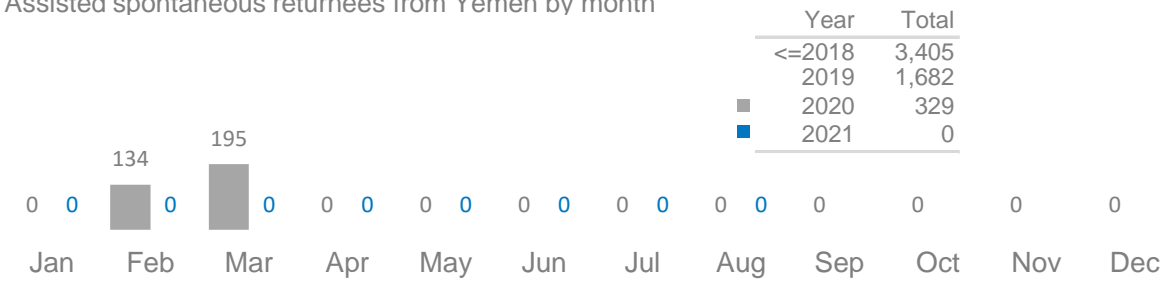
| Region         | Ethiopia      | Yemen        | Other        |
|----------------|---------------|--------------|--------------|
| Awdal          | 50            | 142          | 8            |
| Banadir        | 6             | 2,086        | 182          |
| Bari           | 5,318         | 1,428        | 23           |
| Lower Shabelle |               | 60           |              |
| Mudug          | 1,186         | 30           | 15           |
| Nugaal         | 1,835         | 207          | 17           |
| Sanaag         | 131           | 14           | 4            |
| Togdheer       | 188           | 99           | 34           |
| Woq. Galbeed   | 9,793         | 3,326        | 894          |
| Other          | 22            | 82           | 4            |
| <b>TOTAL</b>   | <b>18,529</b> | <b>7,474</b> | <b>1,181</b> |

\*Changes on the refugee figures are due to data clean up during migration from ProGres V3 to V4

### Somali returnees from Kenya by month



### Assisted spontaneous returnees from Yemen by month

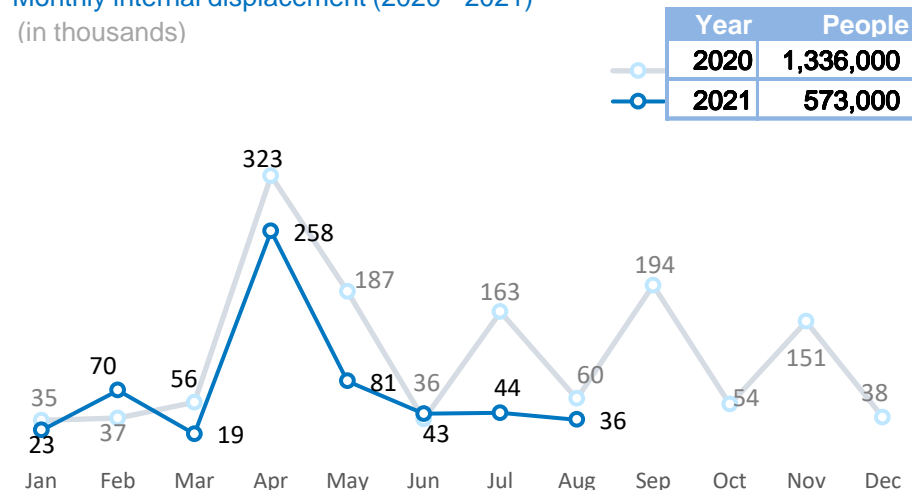


## Somalia Internal DISPLACEMENT

Displacements monitored by UNHCR Protection and Return Monitoring Network (PRMN)

### Monthly internal displacement (2020 - 2021)

(in thousands)



Galgaduud (13,000) received the highest number of displaced persons, while Bay (5,000), and Mudug (3,000) and regions also received relatively high numbers.

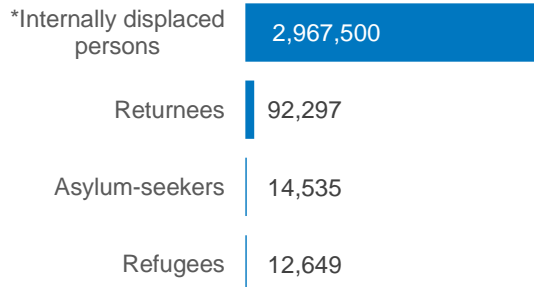


## Refugee Returnees (2014 - 2021)

Since December 2014, 92,297 Somali refugees have voluntarily returned to Somalia with UNHCR assistance from different countries of asylum including Kenya, Yemen, Djibouti, Libya, Sudan and Eritrea. In addition, some 40,689 Somalis were monitored as arriving from Yemen since March 2015.

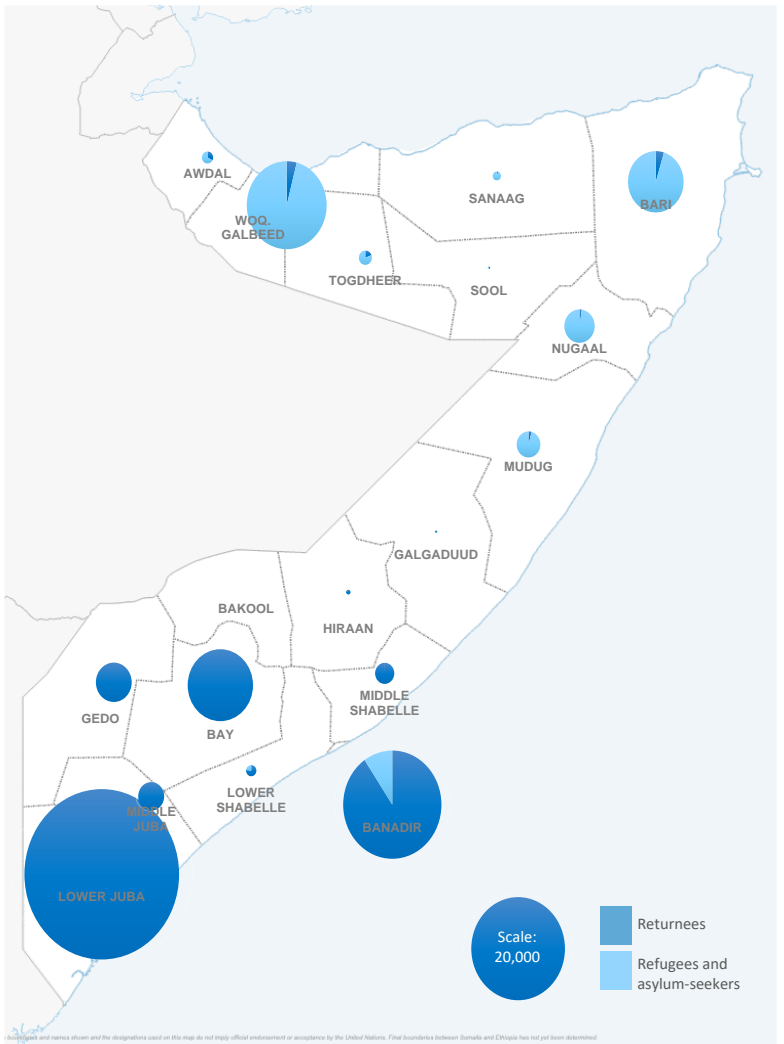
| Region          | Kenya         | Yemen        | Other        |
|-----------------|---------------|--------------|--------------|
| Lower Juba      | 54,565        | 16           | 126          |
| Banadir         | 15,614        | 4,120        | 829          |
| Bay             | 9,655         | 83           | 22           |
| Gedo            | 2,922         | 2            | 43           |
| Middle Juba     | 1,539         |              | 1            |
| Middle Shabelle | 798           | 41           | 25           |
| Lower Shabelle  | 104           | 79           | 1            |
| Hiraan          | 42            | 6            | 22           |
| Woq. Galbeed    | 18            | 527          | 259          |
| Galgaduud       | 15            |              | 3            |
| Nugaal          | 13            | 29           | 16           |
| Other           | 33            | 513          | 216          |
| <b>TOTAL</b>    | <b>85,318</b> | <b>5,416</b> | <b>1,563</b> |

## Population of concern

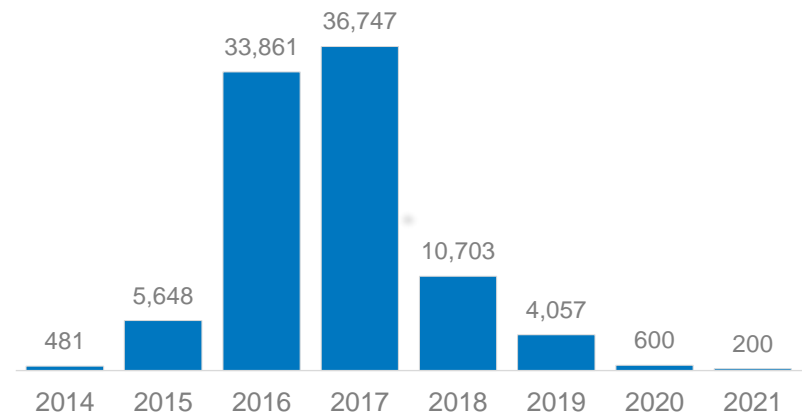


\*Estimated internally displaced persons as of November 2020 (Source: Information Management Working Group)

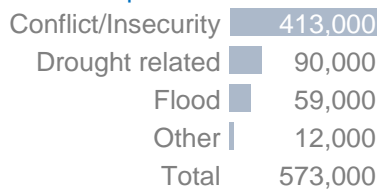
### Returnees, refugee and asylum seekers map



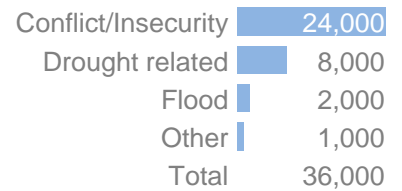
### Number of returnees (with assistance from UNHCR) since 2014



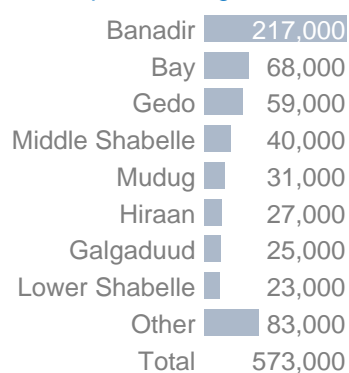
### 2021 displacement reasons



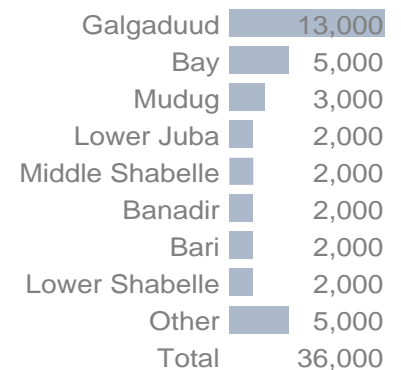
### August 2021 displacement reasons



### 2021 top arrival regions

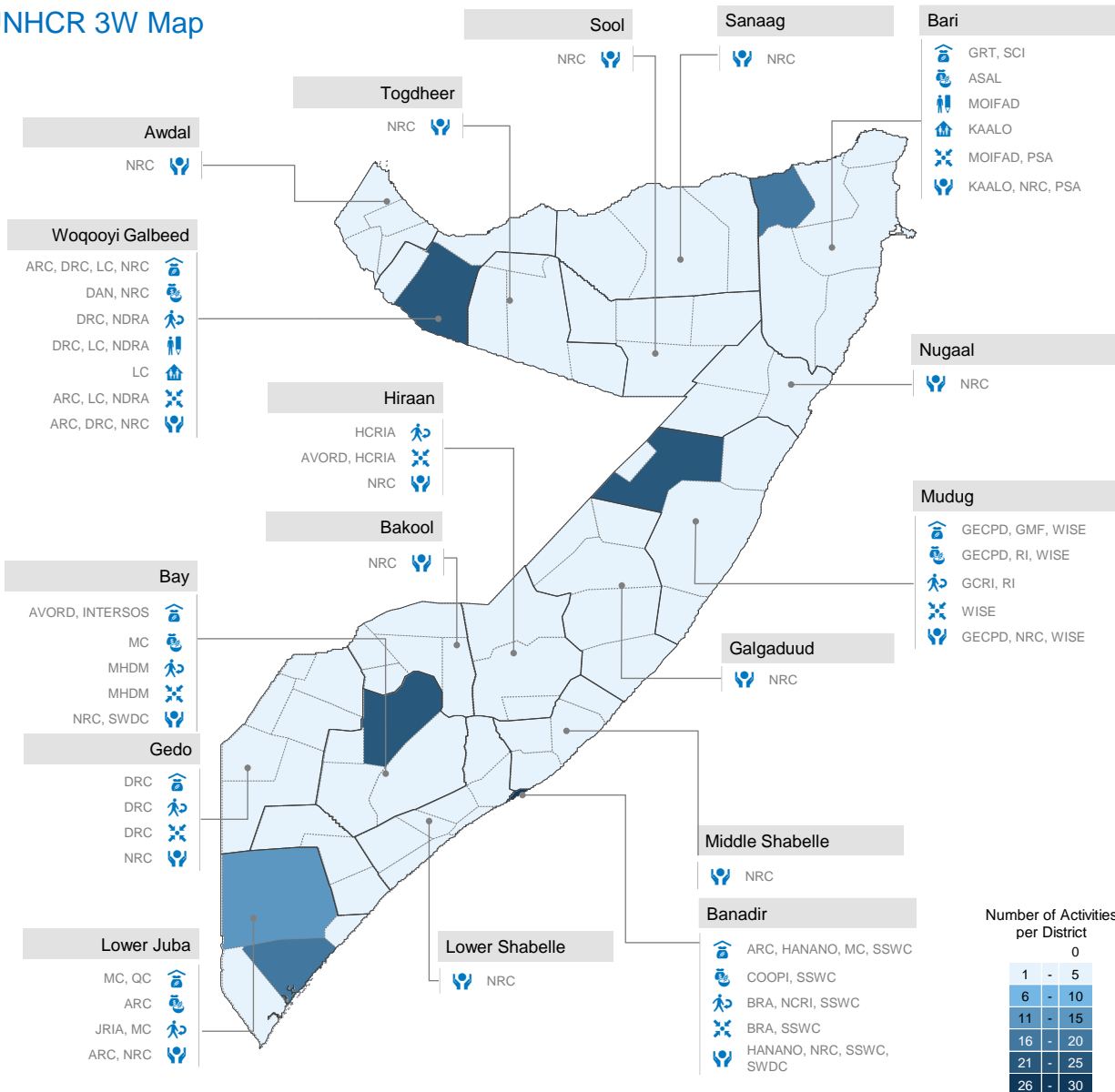


### August 2021 top arrival regions



# Somalia

## UNHCR 3W Map



Number of activities by region and category

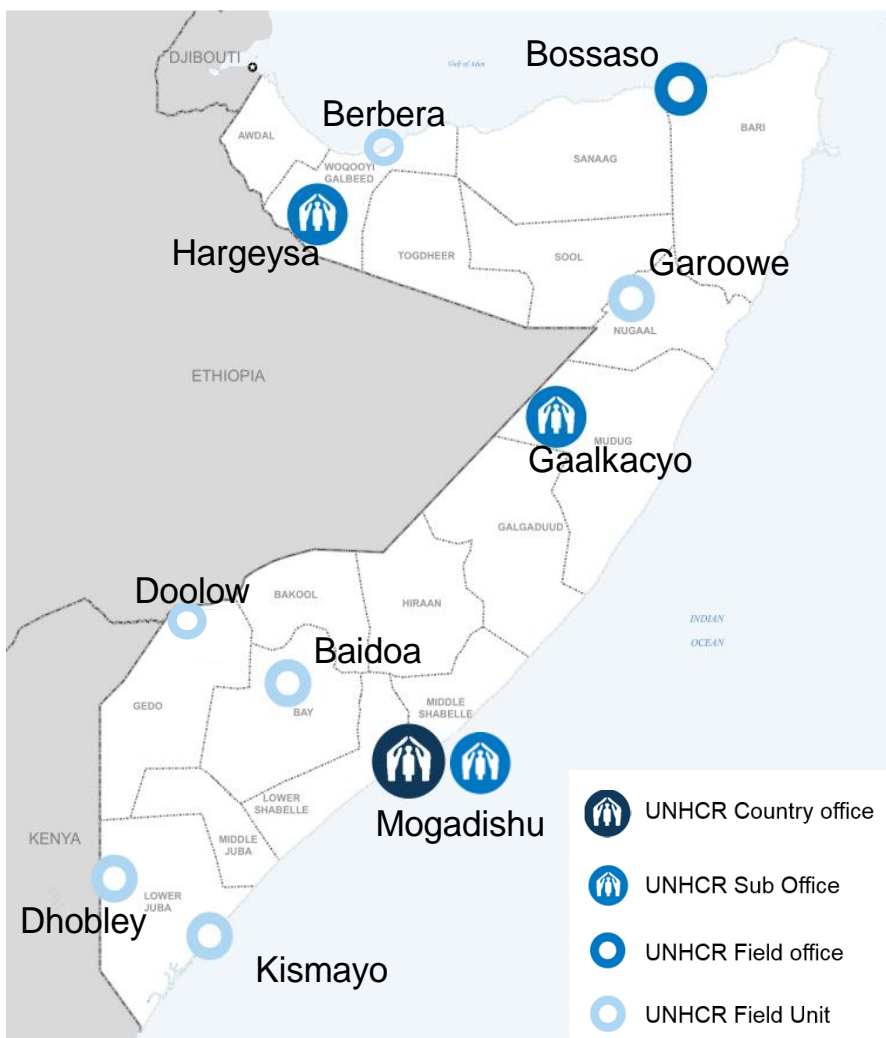
| Region          | Basic Needs and Essential Services | Leadership, Coordination and Partnerships | Favourable Protection Environment | Fair Protection Processes and Documentation | Durable Solutions | Security from Violence and Exploitation | Community Empowerment, Self Reliance and Self Management | Logistics and Operations Support | Total |
|-----------------|------------------------------------|---|-----------------------------------|---|-------------------|---|--|----------------------------------|-------|
| Awdal           |                                    |   |                                   |   |                   |   |  |                                  | 4     |
| Bakool          |                                    |   |                                   |   |                   |   |  |                                  | 5     |
| Banadir         | 10                                 | 3   | 3                                 |   |                   |   |  | 3                                | 9     |
| Bari            | 6                                  | 2   | 1                                 | 4   | 1                 |   |  | 1                                | 8     |
| Bay             | 8                                  | 3   | 3                                 |   |                   |   |  | 1                                | 12    |
| Galgaduud       |                                    |   |                                   |   |                   |   |  |                                  | 5     |
| Gedo            | 2                                  |   |                                   | 2   |                   |   |  | 1                                | 6     |
| Hiraan          |                                    |   |                                   | 1   |                   |   |  | 1                                | 3     |
| Middle Juba     |                                    |   |                                   |   |                   |   |  |                                  | 3     |
| Lower Juba      | 11                                 | 1   | 6                                 |   |                   |   |  |                                  | 19    |
| Mudug           | 5                                  | 3   | 4                                 | 1   |                   |   |  | 1                                | 11    |
| Nugaal          |                                    |   |                                   |   |                   |   |  |                                  | 3     |
| Sanaag          |                                    |   |                                   |   |                   |   |  |                                  | 4     |
| Middle Shabelle |                                    |   |                                   |   |                   |   |  |                                  | 4     |
| Lower Shabelle  |                                    |   |                                   |   |                   |   |  |                                  | 7     |
| Sool            |                                    |   |                                   |   |                   |   |  |                                  | 4     |
| Togdheer        |                                    |   |                                   |   |                   |   |  |                                  | 4     |
| Woqooyi Galbeed | 6                                  | 3   | 5                                 | 2   | 3                 | 1                                       |  |                                  | 6     |

| Category   | Sub-category  |
|--|---|
| BASIC NEEDS AND ESSENTIAL SERVICES                       | Water, Transport, Cash Grants, Core Relief Items, Education, Health     |
| LEADERSHIP, COORDINATION AND PARTNERSHIPS                | Cluster Coordination - Protection, Shelter, CCCM                        |
| FAVOURABLE PROTECTION ENVIRONMENT                        | Facility Rehabilitation, Equipment, Peaceful Coexistence                |
| FAIR PROTECTION PROCESSES AND DOCUMENTATION              | Registration, Profiling, Civil Documentation                            |
| DURABLE SOLUTIONS  | Return Assistance, Transit Center, Counseling                           |
| SECURITY FROM VIOLENCE AND EXPLOITATION                  | Legal Protection, SGBV Prevention & Response, Material Assistance, PRMN |
| COMMUNITY EMPOWERMENT, SELF RELIANCE AND SELF MANAGEMENT | Cash Grants, Employment, Business, Vocational Training                  |
| LOGISTICS AND OPERATIONS SUPPORT                         | PDM, Warehouse Management, Transport                                    |

### UNHCR Presence

**Staff**  
116 National Staff  
50 International Staff  
27 Affiliate Workforce

**Offices**  
1 Country Office in Mogadishu  
3 Sub-Offices in Gaalkacyo, Hargeysa and Mogadishu  
1 Field Office in Bossaso  
6 Field Units in Baidoa, Dhobley, Garoowe, Kismayo, Berbera and Doolow  
1 Support Office in Nairobi



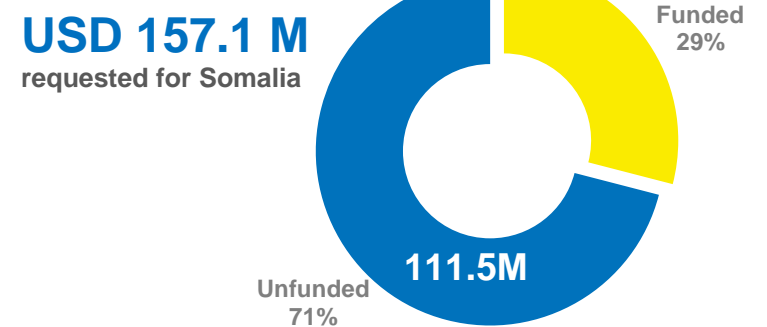
**Contact**  
**Magatte Guisse**, Representative, Somalia  
guisse@unhcr.org, Cell: +252 611 634 665

**Links**  
[Somalia: Global Focus](#) - [Somalia: Information sharing portal](#) - [UNHCR Somalia](#) - [@UNHCRSom](#) - [Facebook: UNHCR Somalia](#) - [Somalia internal displacement](#)

UNHCR is grateful for the generous contributions of donors who have directly contributed to the UNHCR Somalia operation in 2021



### Funding (as of 31 August 2021)



**UNEARMARKED CONTRIBUTIONS | USD**  
Norway 80 million | Sweden 66.9 million | Private donors Spain 49.7 million | Netherlands 36.1 million | Denmark 34.6 million | United Kingdom 28.4 million | Germany 26 million | Private donors Republic of Korea 25 million | Japan 23.4 million | Private donors Japan 20.7 million | France 20.2 million | Switzerland 16.4 million | Ireland 12.5 million | Private donors Italy 12.3 million | Belgium 11.9 million | Private donors Sweden 11.9 million | Italy 10.7 million

Algeria | Armenia | Australia | Austria | Bulgaria | Canada | Costa Rica | Cyprus | Estonia | Finland | Holy See | Iceland | Liechtenstein | Luxembourg | Malta | Monaco | Montenegro | Morocco | New Zealand | Peru | Philippines | Portugal | Republic of Korea | Russian Federation | Saudi Arabia | Singapore | South Africa | Thailand | Turkey | Uruguay | Private donors

**OTHER SOFTLY EARMARKED CONTRIBUTIONS | USD**  
United States of America 33 million | Private donors Australia 6.2 million | Canada 5.6 million | Private donors Germany 3.2 million

France | Japan | Luxembourg | Norway | Spain | Private donors

# 我们的产品



## 大数据平台

国内宏观经济数据库

国际经济合作数据库

行业分析数据库

## 条约法规平台

国际条约数据库

国外法规数据库

## 即时信息平台

新闻媒体即时分析

社交媒体即时分析

## 云报告平台

国内研究报告

国际研究报告

预览已结束，完整报告链接和二维码如下：

[https://www.yunbaogao.cn/report/index/report?reportId=5\\_17104](https://www.yunbaogao.cn/report/index/report?reportId=5_17104)