

# FUNDING COMPENDIUM 2020

## WHO IS UNICEF?

We are the world's largest children's organization, an agency of the United Nations (UN) and 100 per cent voluntarily funded. Mandated by the Convention on the Rights of the Child, we ensure that children and adolescents are protected, healthy, and educated. We have a presence in over 190 countries and territories, working during times of peace and stability and when emergency strikes. We partner with national governments and local communities, other UN agencies and non-governmental organizations, and the public and private sectors to achieve our mission, to create a better future for children and adolescents.

With our sights on Agenda 2030, we depend on quality and predictable resources from our partners to accelerate the implementation of the Sustainable Development Goals and maximize our collective impact in results for every child.

---

Cover Image: © UNICEF/UNI366416/Mulala

Fatou Makulu and her three-month-old daughter Theresia during a routine vaccination session at the Bondeko health center in Kinshasa, DR Congo. "I came to protect my child against poliomyelitis and pneumonia," she says.

Page 3 Image: © UNICEF/UNI389214/Wilander

Ten-year-old Equita Anemona studying online at home with the help of her father Arseno in Bekasi, following school closures in Indonesia due to the COVID-19 pandemic.

Pages 14-15 Image: © UNICEF/UN0348823/Kanobana

Igihozo Kevin, 11, listens to his Primary 5 lessons on the radio every day. He has been studying at home due to coronavirus-related school closures.

Page 32 Image: © UNICEF/UNI356267/Kanobana

Two-year-old Iriho Like washing his hands with soap with a little help from his mother, Chantal Kagoyire. Frequent handwashing with soap and clean water is one of the most effective ways families can protect themselves against COVID-19.

# CONTENTS

Note of thanks.....	2
Executive summary.....	3
Resources by type of funding .....	4
Resources by type of resource partner .....	5
Top 30 resource partners, 2020.....	6
Top 20 public sector resource partners, 2020 .....	7
Top 20 private sector resource partners, 2020.....	8
Regular Resources .....	9
Rental of premises: in-kind Regular Resources.....	10
Other Resources .....	11
Thematic funding.....	12
Results achieved, 2020.....	14
Other Resources (regular) .....	16
Other Resources (emergency) .....	17
COVID-19 top 10 resource partners.....	18
UNICEF's supply and logistics response to the COVID-19 pandemic.....	18
Multi-year resources.....	19
UNICEF's transparency journey.....	20
UN interagency arrangements .....	21
UN Joint programmes and UN to UN agreements .....	22
UN Pooled funds .....	22
Global Programme Partnerships.....	23
International Financial Institutions .....	23
Development Assistance Committee (DAC) member governments, total contributions received to UNICEF compared to ODA, ODA per capita and GNI per capita, 2020.....	24
Development Assistance Committee (DAC) regular resources by contributions received to UNDP, UNFPA, UNICEF and UN Women, 2020 .....	25
UNICEF contributions received, 2020 .....	26
Glossary .....	31
Abbreviations.....	32

# NOTE OF THANKS

The year 2020 was unprecedented. The COVID-19 pandemic left no country and no child untouched. It has simultaneously humbled all of us and demonstrated that we are not alone; global solidarity in the face of a historic crisis is the best response. Partnerships have been key to scaling up the pandemic response and to ensuring that lifesaving interventions reach the most vulnerable communities.

Thanks to your support, UNICEF is maintaining a steady pipeline of lifesaving supplies to children in need. We are innovating and creating new solutions to respond to the virus and its impacts, and to new challenges facing children and communities as they fight the pandemic, recover, rebuild, and strengthen systems for the future.

In 2020, the COVID-19 response and competing humanitarian and development needs put UNICEF's funding under new immense pressures. With your unwavering support, we redoubled our efforts to foster new partnerships, develop innovative financing mechanisms, mobilize resources and deliver results for millions of children. Together we established a landmark joint charter with the World Economic Forum in which 18 airline and logistics companies pledged to prioritize the transport of COVID-19 vaccines procured through the COVAX Facility. In addition, we supported more than 301 million children with remote learning, and responded to 455 new and ongoing humanitarian situations in 152 countries beyond COVID-19.

The COVID-19 pandemic has brought into sharp focus the deep inequalities facing children particularly in the world's poorest countries. At the same time, it has demonstrated the importance of flexible resources in mounting an efficient, swift, and agile response during sudden-onset emergencies and providing countries and communities with effective support that builds their long-term resilience.

In 2021, as UNICEF marks its 75th anniversary, we are not only reflecting and building on past accomplishments but also focusing our efforts on making a measurable difference in children's lives in the coming decades. UNICEF will continue to rely on your flexible and predictable funding to reverse the impact of the pandemic and get us back on track to realizing the Sustainable Development Goals for every child and young person, everywhere.

Thank you for standing with UNICEF during this challenging period — and for helping us fulfill our critical mission.



June Kunugi  
Director, Public Partnerships

New York, July 2021

A blue ink signature of June Kunugi.



Carla Haddad Mardini  
Director, Private Fundraising  
and Partnerships

Geneva, July 2021

A blue ink signature of Carla Haddad Mardini.



# EXECUTIVE SUMMARY

The Funding Compendium 2020 comprises information on income and contributions received from public and private sector resource partners to UNICEF<sup>1</sup>. Information presented in the Funding Compendium demonstrates the results of extensive policy and programme partnerships between UNICEF and its resource partners. This report is not an official UNICEF financial document, but it draws on official financial data and is predominantly intended as a practical and illustrative report for partners.

The Strategic Plan, Integrated Budget and Financial Estimates Update documents use a concept of 'income' which represents contributions received in a given year from public sector partners (governments, European Commission, inter-organizational arrangements, global programme partnerships and international financial institutions) and revenue from private sector partners. In order to ensure alignment and comparability with key strategic documents, the Funding Compendium shows income for resources by type of funding and partner, and contributions received for top resource partners.


In 2020, total income to UNICEF increased from \$6,400 million in 2019 to \$7,219 million, representing an increase of 13 per cent or \$819 million.

Unearmarked core resources or Regular Resources (RR) income amounted to \$1,470 million reflecting a seven per cent or \$99 million increase compared to \$1,371 million in 2019. Public Sector RR increased by 14 per cent from \$519 million to \$592 million. Private sector RR increased by 10 per cent from \$649 million to \$717 million. However, RR as a proportion of overall income decreased from 21 per cent to 20 per cent.

Earmarked Other Resources income increased by 14 per cent, to \$5,748 million, of which \$3,559 million or 62 per cent came in the form of Other Resources (regular) and \$2,189 million or 38 per cent in the form of Other Resources (emergency).

Public sector income constituted 76 per cent or \$5,451 million of total income. This was composed mostly of contributions received from 146 government partners, including the European Commission. The three largest public sector partners were the United States of America, Germany and the European Commission. Private sector income was 22 per cent or \$1,606 million of total income. The three largest private sector partners were the UNICEF National Committees of the United States of America, Japan and Germany. Other income, classified as RR, includes income from interest, procurement services and other sources, totaling \$162 million or two per cent of overall income.

In 2020, with the support of our partners, we made a remarkable difference to the situation of children worldwide. UNICEF will continue to accelerate its resource mobilisation efforts to respond to the impact of COVID-19 on children and to strengthen public and private sector partnerships as a key strategy for delivering results for children, especially the most vulnerable.



## INCOME, REVENUE AND CONTRIBUTIONS RECEIVED

**Income:** Income includes contributions received in a given year from public sector partners (governments, European Commission, inter-organizational arrangements, global programme partnerships and international financial institutions) and revenue from private sector partners. UNICEF uses income for the preparation of the financial framework, which forms a part of the UNICEF Strategic Plan. Income is not part of the audited UNICEF financial statements.

**Revenue:** UNICEF recognizes revenue for the full contribution agreement value when the partner agreement is signed in line with requirements of International Public Sector Accounting Standards (IPSAS). This includes multi-year contribution agreements reflecting the full commitment of our partners for current and future years.

**Contributions received:** Cash and contributions in kind received from resource partners within a calendar year.

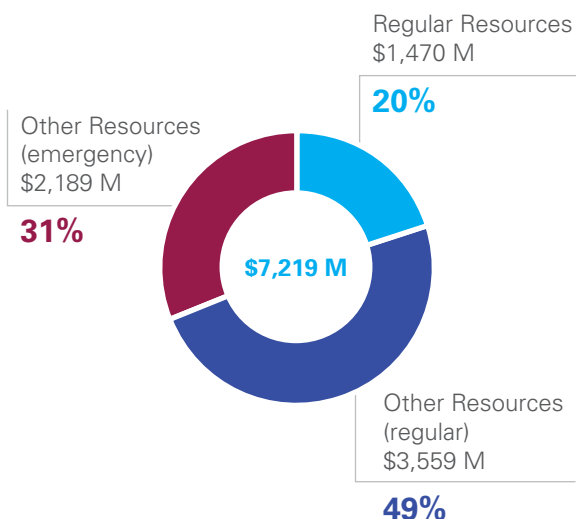
<sup>1</sup> All figures in this report have been rounded and may not add up to the totals.

# RESOURCES BY TYPE OF FUNDING

In 2020, the total income<sup>1</sup> for UNICEF was \$7,219 million, which represents an increase of 13 per cent or \$819 million compared to 2019. Regular Resources (RR) increased by seven per cent or \$99 million from \$1,371 million in 2019 to \$1,470 million in 2020, and Other Resources increased by 14 per cent or \$719 million from \$5,029 million in 2019 to \$5,748 million in 2020.

Regular Resources are the 'life-blood' of the organization. In 2020, these resources accounted for 20 per cent of total income compared with 21 per cent in 2019. UN Member States have committed (through the UN Funding Compact) to provide 30 per cent of our income as RR. To reach this goal, UNICEF encourages partners to channel more contributions to these core funds.

Income by type of funding, 2020<sup>1</sup>



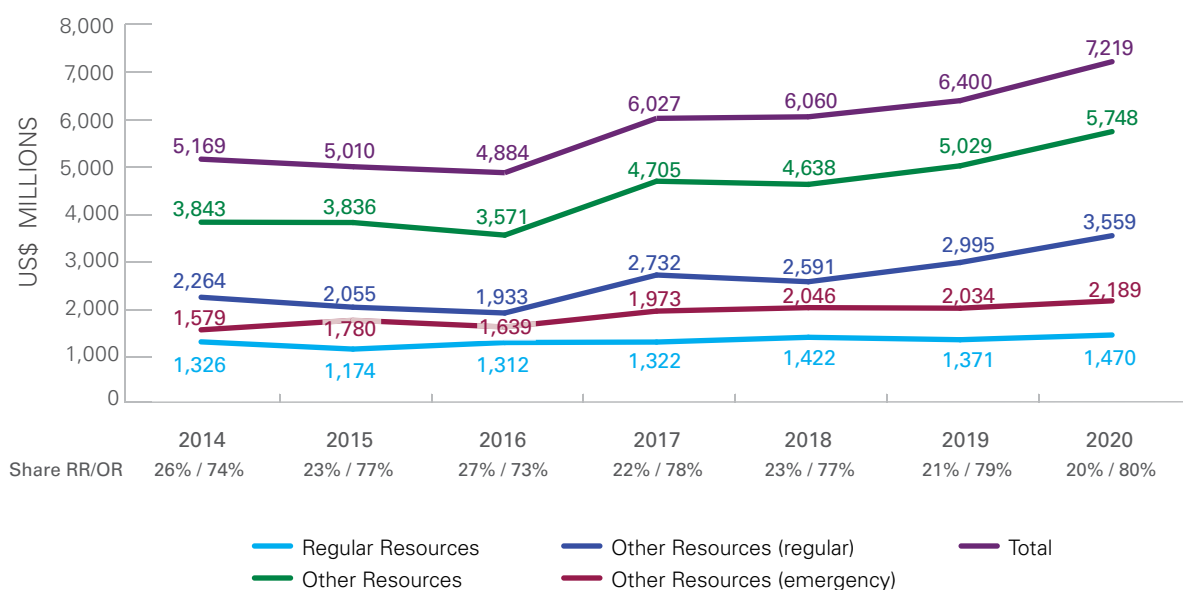
**Regular Resources (RR)** are unearmarked funds that are foundational to deliver results across the Strategic Plan.

**Other Resources (OR)** are earmarked contributions for programmes; these are supplementary to the contributions in unearmarked RR and are made for a specific purpose such as an emergency response or a specific programme in a country/region.

**Other Resources (regular)** are funds for specific, non-emergency programme purpose and strategic priorities.

**Other Resources (emergency)** are earmarked funds for specific humanitarian action and post-crisis recovery activities.

Income by type of funding, 2014-2020<sup>1</sup>



<sup>1</sup> Figures are based on 'income' which here represents contributions received from public sector, revenue from private sector and other income. See 'Revenue, Contributions and Income' on page 3.

# RESOURCES BY TYPE OF RESOURCE PARTNER

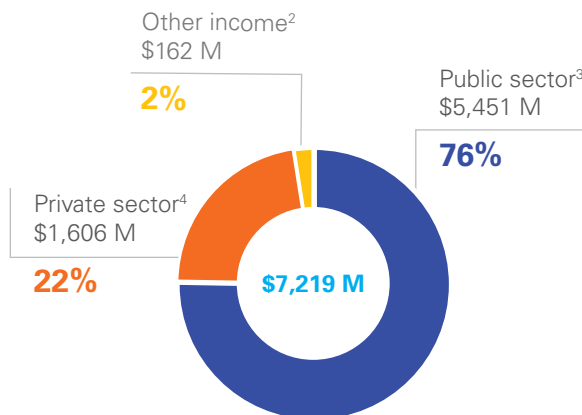
The total income<sup>1</sup> to UNICEF increased from \$6,400 million in 2019 to \$7,219 million in 2020, an increase of 13 per cent or \$819 million.

Public Sector income constituted 76 per cent or \$5,451 million of the total income, representing an increase of 15 per cent or \$710 million over 2019 levels. This was mostly income from government partners including European Commission.

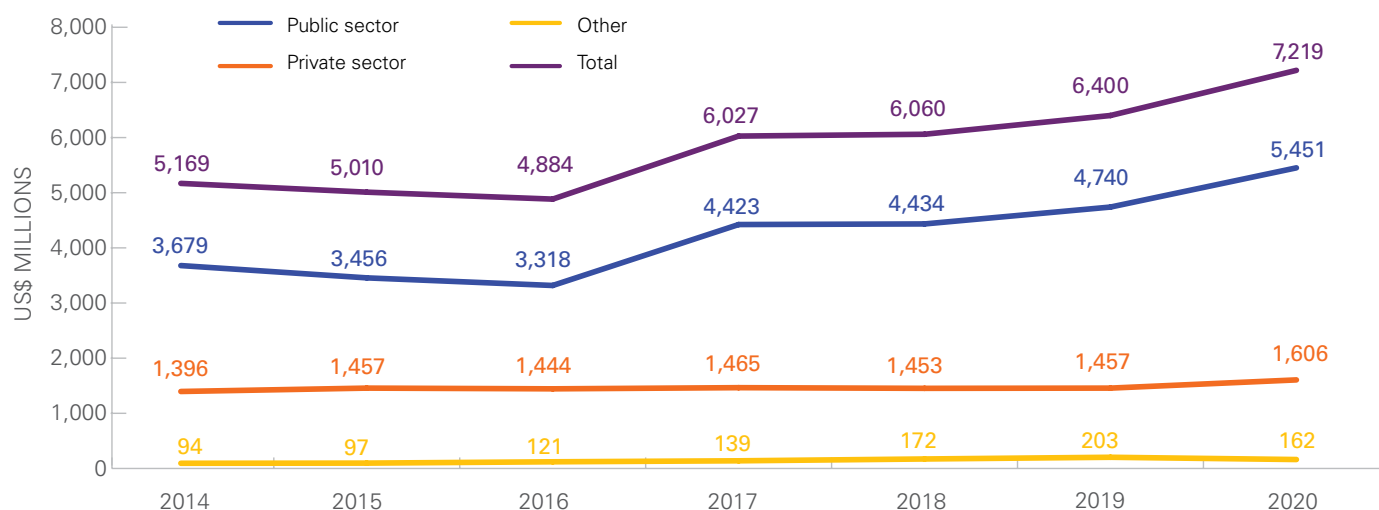
Private sector income constituted 22 per cent or \$1,606 million of the total UNICEF income, an increase of 10 per cent or \$149 million compared to 2019. This was mostly income from National Committees, UNICEF Country Offices' private sector fundraising and non-governmental organizations.

Other income, including income from interest, licensing, procurement services and other sources, amounted to \$162 million or two per cent of total UNICEF income.

Income by type of resource partner, 2020<sup>1</sup>



Income by type of resource partner, 2014-2020<sup>1</sup>



<sup>1</sup> Figures are based on 'income' which here represents contributions received from public sector, revenue from private sector and other income. See 'Revenue, Contributions and Income' on page 3.

<sup>2</sup> Other income includes income from interest, procurement services and other sources.

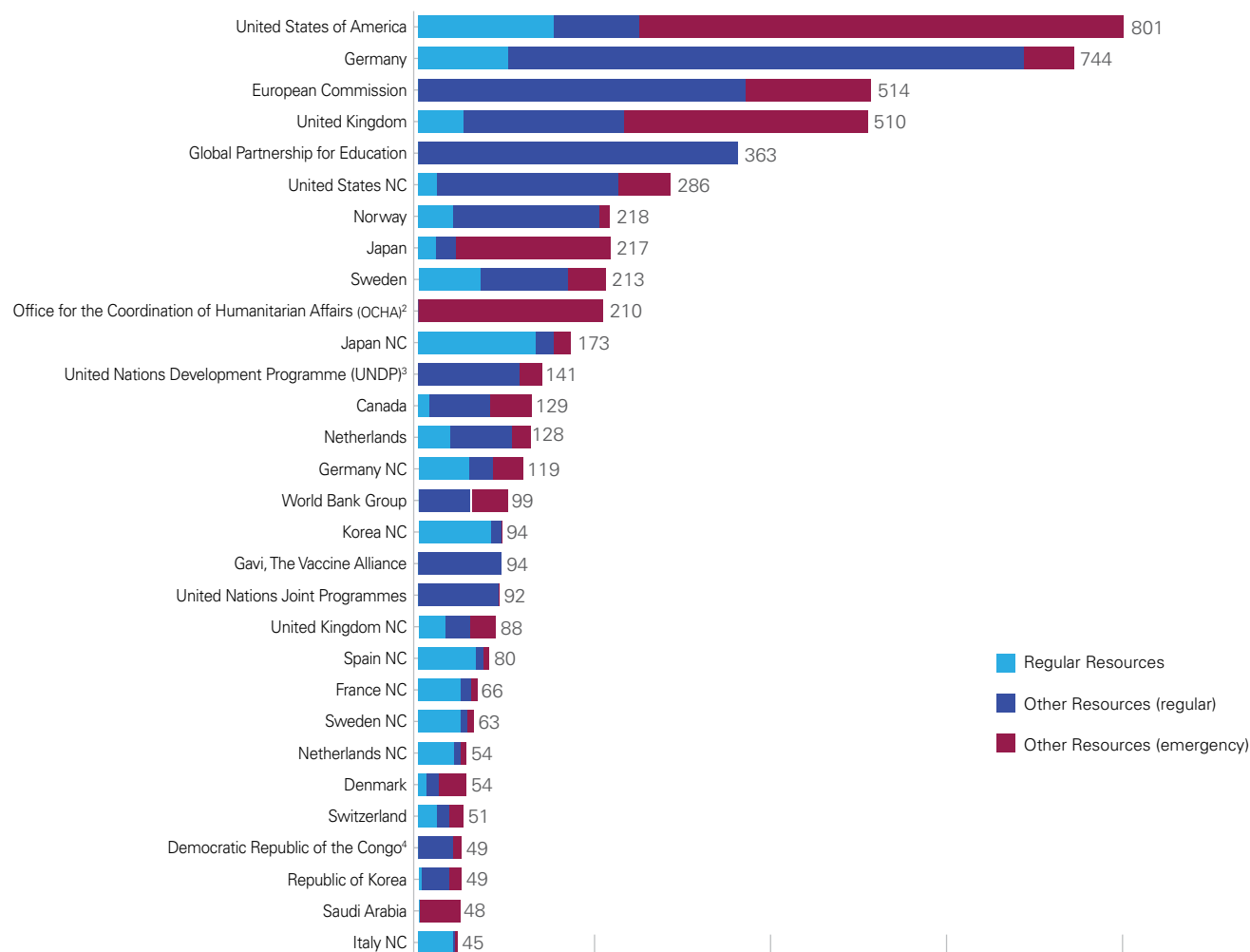
<sup>3</sup> Public sector includes governments, European Commission, Inter-Organizational Arrangements, Global Programme Partnerships, and International Financial Institutions.

<sup>4</sup> Private sector includes income from foundations, individuals, Non-Governmental Organizations, UNICEF National Committees and UNICEF Country Offices.

# TOP 30 RESOURCE PARTNERS, 2020

In 2020, the top 30 resource partners provided \$5,792 million or 83 per cent of the total contributions received by UNICEF. These partners provided 78 per cent of total Regular Resources and 84 per cent of the total Other Resources contributions.

## Top 30 resource partners, 2020, by contributions received<sup>1</sup>



预览已结束，完整报告链接和二维码如下：

[https://www.yunbaogao.cn/report/index/report?reportId=5\\_5918](https://www.yunbaogao.cn/report/index/report?reportId=5_5918)

