

UNICEF

Humanitarian Action for Children **2014**

Overview

unite for
children

unicef 



On 15 December 2013, UNICEF Executive Director Anthony Lake (above right) administers a dose of oral polio vaccine to 2-month-old Winnoa Mae Oliva, who is being held by her mother, at the Rural Health Unit Office in the town of Guiuan in Eastern Samar Province, Eastern Visayas Region, the Philippines. Guiuan is among the areas worst affected by Typhoon Haiyan. UNICEF is working to re-establish the cold chain to deliver vaccines to more than 1 million children in typhoon-affected areas.

Executive Director's Foreword

Humanitarian Action for Children 2014

Rama, a girl of preschool age, saw her life turned upside down when her family was forced by the conflict in the Syrian Arab Republic to leave their home nearly two years ago. Since then, she and her mother and two younger siblings have moved every few weeks. Her father has been missing this entire time. Yet despite so much uncertainty, Rama was immunized against polio at a local clinic. She is among the 2.4 million children in her country whom UNICEF and partners plan to reach with life-saving vaccinations against polio, measles, mumps and rubella. But as the conflict wears on, there are more and more children like Rama.

Gwendolyn was born a week before Typhoon Haiyan flattened Tacloban, Philippines. The storm surge washed away her family's home and they took refuge in a shelter with some 300 families, where they were able to get water from the municipal system that the water district authority, UNICEF and other partners had repaired. The family also received a hygiene kit with bath and laundry soap, sanitary napkins, toothbrushes and toothpaste. Jhana, Gwendolyn's mother, felt fortunate that, for the first time since the storm, she could bathe her newborn. Life-saving interventions like these, crucial to warding off deadly diseases, became paramount in the wake of the typhoon, which left millions in desperate need.

In the Central African Republic, 19-month-old Dieu-Donné sat on a thin hospital bed watching his baby sister laugh. He is more than a year older than his sister, but barely bigger. In their country, access to nutritious food and medical care has been severely limited since the conflict there began in late 2012. Dieu-Donné is among the more than 13,000 children under 5 years of age who had received treatment for severe

What is Humanitarian Action for Children?

Humanitarian Action for Children (HAC) is UNICEF's global appeal, which highlights the challenges faced by children in humanitarian situations, the support required to help them survive and thrive, and the results that are possible in even the most difficult of circumstances. In recent years, the appeal has progressively moved online, where content can be updated regularly. As part of UNICEF's ongoing efforts to make its systems more strategic and results-based, the online HAC presents individual humanitarian appeals based on needs, standards and targets, while showing what results have been achieved for children and women. Appeals and results are updated regularly, based on the

country context. The HAC is in line with United Nations inter-agency Strategic Response Plans.



Visit the HAC website for more details and information:

www.unicef.org/appeals

acute malnutrition in the Central African Republic as of early November 2013. But security constraints continue to limit access to many more thousands like him.

In 2013 we saw no respite from the scale of crises impacting the lives of children like Rama, Gwendolyn and Dieu-Donné. *Humanitarian Action for Children 2014* highlights the situation of millions of children like these, the support required to meet their needs and the results made possible by the response of UNICEF and partners.

For example, by October 2013, UNICEF had helped enable 10 million people in Syria and more than 170,000 people in the Za'atari refugee camp in Jordan to have access to safe water. We have also worked closely with partners to emphasize our responses in education and child protection, to avoid losing a generation of Syrian children to trauma and lack of skills. In the Philippines, our immediate efforts restored water access for more than 200,000 people in Tacloban within a week of the typhoon. Across the globe, more than 2.7 million children accessed formal or non-formal basic education by October 2013 with UNICEF's support, despite being caught in humanitarian settings.

Globally, we continued to strengthen our ability to respond more quickly and efficiently to large-scale emergencies like these, in important part, by simplifying our response procedures. In 2013 alone, these procedures were activated three times, in January for Syria, in November for the Philippines, and in December for the Central African Republic. We also enhanced our support to complex emergencies, such as those in Mali and the Central African Republic.

Humanitarian action, which has always been core to UNICEF's mandate, is more prominent than ever in our new strategic plan for 2014–2017. We know that effective humanitarian action requires not only meeting people's immediate needs today, but also strengthening their abilities to cope with future shocks, and investing in children to make them more resilient.

Even as we continue to meet new challenges, we know we can do better. So, we are critically reviewing UNICEF's role in humanitarian action to meet emerging issues and take advantage of new opportunities.

UNICEF's humanitarian action remains centred on results, as evidenced by our country-level work and our strengthened monitoring systems. These results are made possible by the generous support of the donors and National Committees that have continued to support UNICEF's humanitarian action, even as needs increased worldwide.

Predictable and flexible funding supports programmes like the ones being accessed by Gwendolyn, Rama and Dieu-Donné, and enables us to act quickly wherever and whenever crises occur. This support enables children like Rama to find protection against disease. It means girls like Gwendolyn will survive their first weeks of life during a typhoon. And it helps a boy like Dieu-Donné recover from malnutrition and make the most of his childhood.

Children like these are not objects of our pity. Rather, they and their families deserve our utmost respect. They and their families are survivors, fighting – heroically – against the odds to stay alive and rebuild their lives.

We are not offering these children charity. We are by their sides offering support in their brave struggle so that, one day, they can grow into strong, healthy and educated adults who can contribute fully to their own children's future – and the future of their countries.

Anthony Lake
UNICEF Executive Director

Funding required in 2014

This map is stylized and not to scale. It does not reflect a position by UNICEF on the legal status of any country or area or the delimitation of any frontiers. The dotted line represents approximately the Line of Control agreed upon by India and Pakistan. The final status of Jammu and Kashmir has not yet been agreed upon by the Parties. The final boundary between the Republic of the Sudan and the Republic of South Sudan has not yet been determined.

Electronic users can click on each name to go to that office's online content.

Central and Eastern Europe and the Commonwealth of Independent States	US\$
Regional Office	4,606,200
Georgia (Region of Abkhazia)	2,525,000
Kyrgyzstan	1,285,200
Total	8,416,400
East Asia and Pacific Region	US\$
Regional Office	3,582,200
Democratic People's Republic of Korea	20,332,675
Myanmar	22,194,000
Philippines	144,629,816
Total	190,738,691
Eastern and Southern Africa Region	US\$
Regional Office	29,714,500
Angola	6,000,000
Eritrea	15,800,000
Ethiopia	31,126,000
Kenya	29,100,000
Somalia	155,137,406
South Sudan	74,176,450
Uganda	16,000,000
Total	357,054,356
Americas and Caribbean Region	US\$
Regional Office	3,500,000
Colombia	5,000,000
Haiti	42,366,400
Total	50,866,400

Middle East and North Africa Region	US\$
Regional Office	3,700,000
Djibouti	5,000,000
State of Palestine	14,294,000
Sudan	78,025,617
Syrian Arab Republic	222,192,134
Syrian refugees (Egypt, Iraq, Jordan, Lebanon and Turkey)	613,018,391
Yemen	65,000,000
Total	1,001,230,142
South Asia Region	US\$
Regional Office	39,933,213
Afghanistan	36,468,558
Total	76,419,771
West and Central Africa Region	US\$
Regional Office	66,351,622
Central African Republic	62,000,000
Chad	62,500,000
Côte d'Ivoire	8,100,000
Democratic Republic of the Congo	125,945,000
Liberia	9,194,500
Mali	74,646,500
Mauritania	21,354,756
Niger	38,900,000
Total	468,992,378
Global support	8,111,093
Grand total	2,161,829,231

Planned results in 2014

The information below summarizes the global requirements for UNICEF humanitarian programmes, the total number of people and children to be reached, and the planned results in Humanitarian Action for Children.

UNICEF and partners will work toward the following results in 2014:


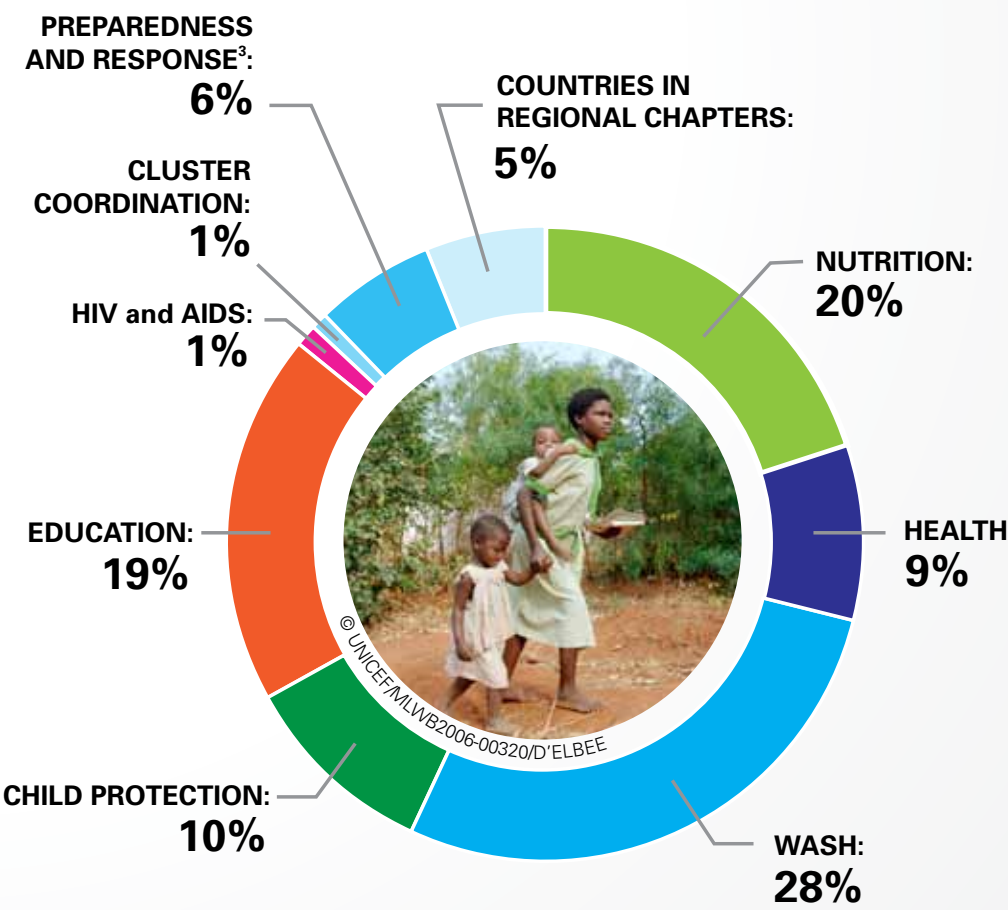


Figure 1. Percentage² of total requirements per sector



- NUTRITION: 2.7 million children to be treated for severe acute malnutrition
- HEALTH: 19 million children to be immunized against measles
- WATER, SANITATION AND HYGIENE (WASH): 23 million children to have access to safe water for drinking, cooking and personal hygiene
- CHILD PROTECTION: 2 million children to have access to psychosocial support
- EDUCATION: 6.9 million children to have access to improved formal and non-formal education
- HIV and AIDS: 174,000 people to have access to information, testing and treatment

¹ Includes countries in the regional chapters.
² Percentages do not total 100 because of rounding.
³ This includes social protection, rapid response mechanisms and regional support in some cases, as well as global support.

Children in crisis

The map below highlights the global humanitarian situation at the end of 2013 and some of the major crises affecting children and their families.

Countries in *Humanitarian Action for Children*

Central and Eastern Europe and the Commonwealth of Independent States

Georgia (Region of Abkhazia)
Kyrgyzstan

East Asia and the Pacific

Democratic People's Republic of Korea
Myanmar
Philippines

Eastern and Southern Africa

Angola
Eritrea
Ethiopia
Kenya
Somalia
South Sudan
Uganda

Latin America and the Caribbean

Colombia
Haiti

Middle East and North Africa

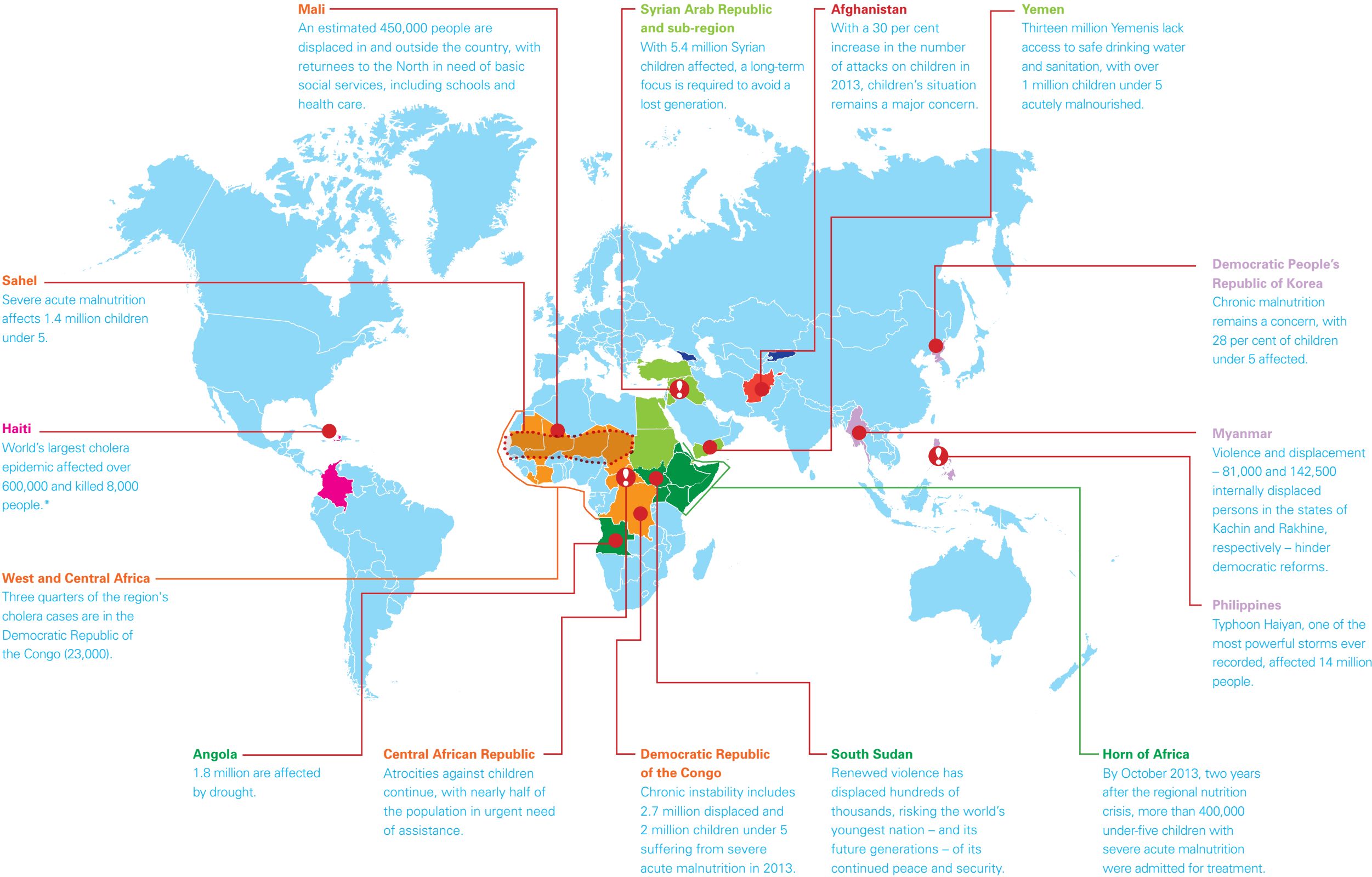
Djibouti
State of Palestine
Sudan
Syrian Arab Republic
Syrian refugees (Egypt, Iraq, Jordan, Lebanon and Turkey)
Yemen

South Asia

Afghanistan

West and Central Africa

Central African Republic
Chad
Côte d'Ivoire
Democratic Republic of the Congo
Liberia
Mali
Mauritania
Niger



! Considered a Level 3 emergency following activation of UNICEF's Corporate Emergency Procedure.

This map is stylized and not to scale. It does not reflect a position by UNICEF on the legal status of any country or area or the delimitation of any frontiers. The dotted line represents approximately the Line of Control agreed upon by India and Pakistan. The final status of Jammu and Kashmir has not yet been agreed upon by the Parties. The final boundary between the Republic of the Sudan and the Republic of South Sudan has not yet been determined.

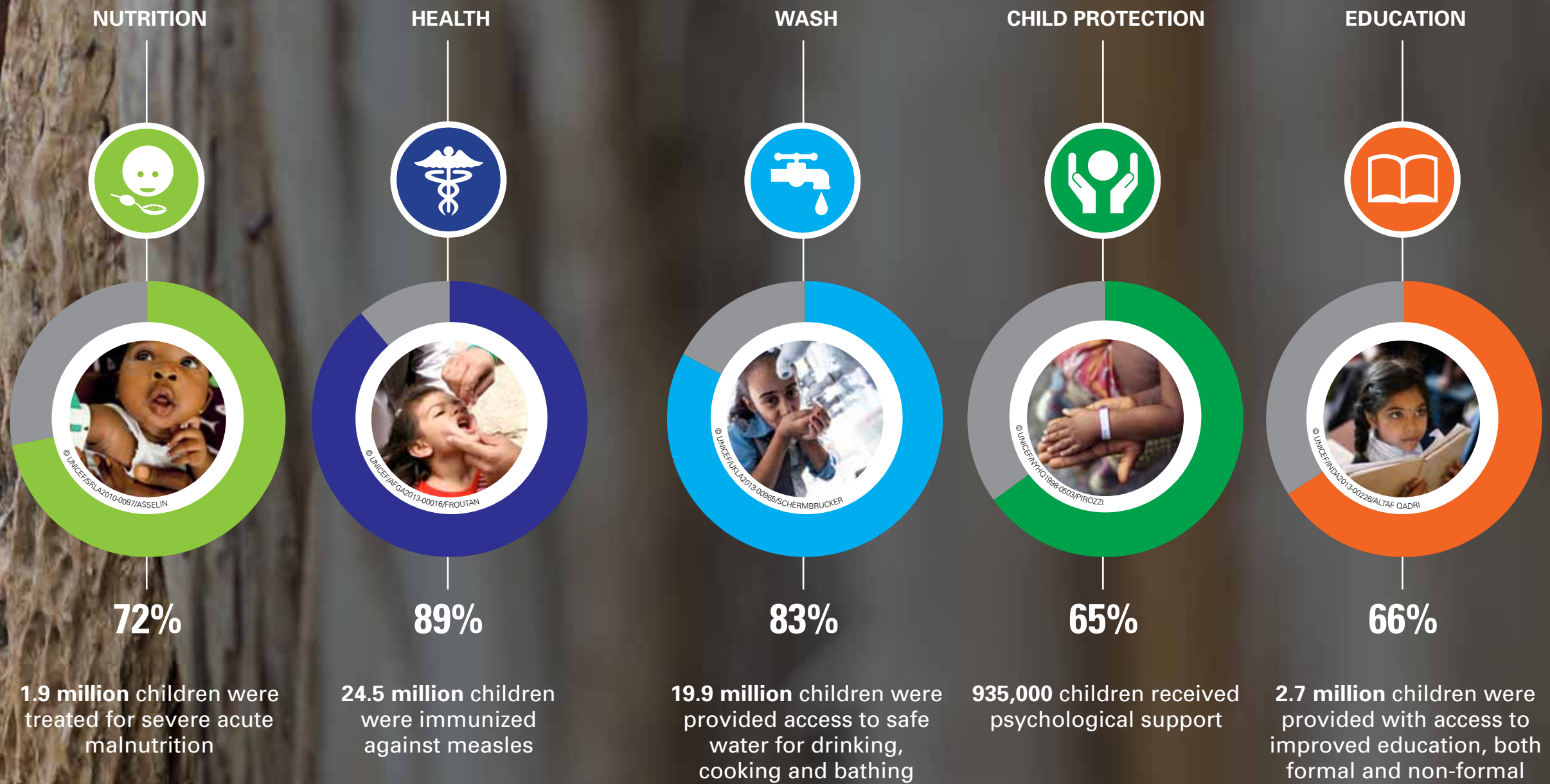
All figures come from online chapters unless noted.

* Office for the Coordination of Humanitarian Affairs, 'Overview of Global Humanitarian Response 2014', December 2013.

Results achieved in 2013⁴

(through October)

The chart below captures some of the key results achieved against targets for children by UNICEF and partners through the first 10 months of 2013. In some contexts, achievements were constrained by limited resources, including across sectors; inadequate humanitarian access; insecurity and a challenging operating environment. See country funding levels on page 11. Further reporting on 2013 and throughout 2014 – including country-specific indicators – is available on the respective country web pages on <www.unicef.org/appeals>.



⁴ Targets and results are drawn from country chapters of *Humanitarian Action for Children* and situation reports, and cover the first 10 months of 2013. Results may differ from targets due to lack of resources per sector; changes in situation, needs and caseloads; inadequate humanitarian access or insecurity; or simply results surpassing initial targets or not being achieved. More information can be found in the respective country pages and situation reports at <www.unicef.org/appeals>.

Humanitarian funding in 2013

UNICEF approached record levels of humanitarian income in 2013; funding was concentrated in a few large emergencies, however, while other humanitarian situations remained underfunded or even unfunded. As of late October 2013, contributions to UNICEF’s humanitarian programmes amounted to US\$1.03 billion, or 59 per cent of requirements. Despite this shortfall, the amount represents UNICEF’s highest absolute income since 2005, following the Indian Ocean Tsunami in 2004.⁵

While humanitarian income for the crisis in the Syrian Arab Republic accounted for 40 per cent of contributions (US\$407.8 million), requirements were less than half funded in Mali and Somalia, among other countries. The Central African Republic, where UNICEF activated its corporate emergency procedure in December 2013, has also struggled for funding. Ten offices received 17 per cent or less of the required amounts, and

three offices received no funding at all. Funding also varied by sector, with limited or late funds for education or child protection in countries such as the Democratic Republic of the Congo, Kenya and Mauritania.

Thematic funding, which has fewer restrictions than other resources and allows UNICEF the flexibility to respond where needs are greatest, accounted for only 5 per cent of humanitarian income.⁶ Following extensive media coverage of Typhoon Haiyan in the Philippines, thematic funding increased and brought much needed flexibility to UNICEF’s response. UNICEF encourages donors to contribute thematic funding to other emergencies as well.

⁵ UNICEF’s 2005 humanitarian income was US\$1.129 billion. ⁶ Income for 2013 does not include income received for Typhoon Haiyan in the Philippines.

Figure 2. Top sources of humanitarian funds, 2013

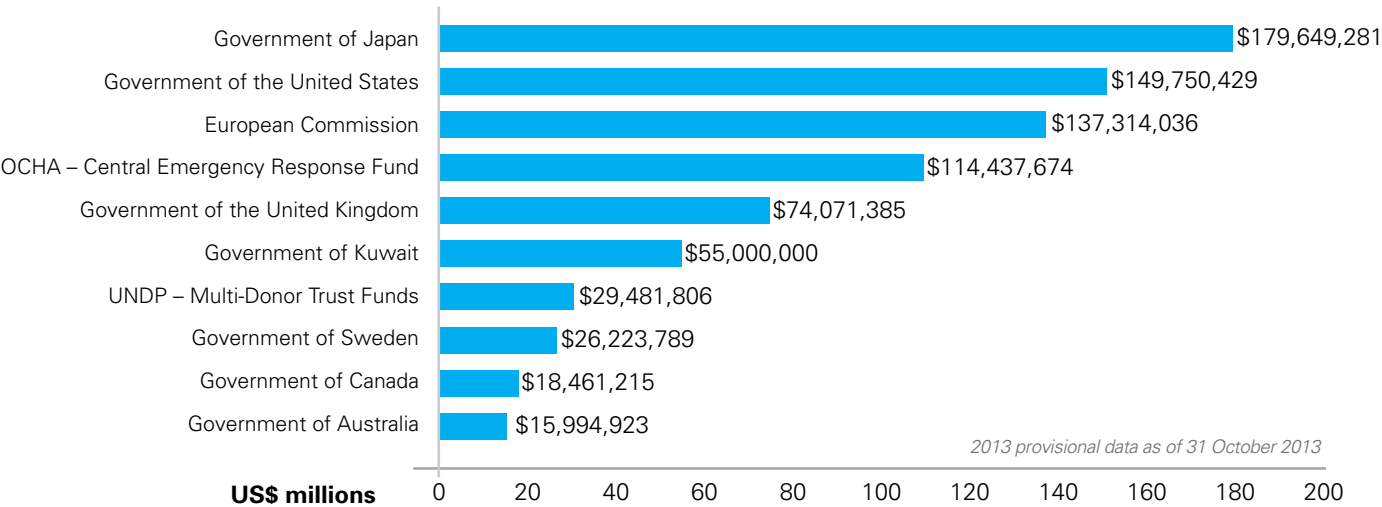


Figure 3. Top donors – thematic humanitarian funds, 2013

预览已结束，完整报告链接和二维码如下：

https://www.yunbaogao.cn/report/index/report?reportId=5_6239



Contributions and shortfalls in 2013

