

Market Monitor Report

MAF | GDS | WFP VAM | Food Security Analysis

Timor-Leste | Week 23/24 2021 (7th–20th June)

Highlights

- Price for the country's staple grain, local rice, continued to remain relatively steady for the 8th consecutive week despite an uptick observed in mid-June compared to the previous fortnight.
- Price of imported rice seem to be levelling off across the monitored markets but remain well above year-earlier levels.
- Policy-wise, Government continues to do market intervention, and price inspection in a move to control the basic need's prices in accordance with decree law on fixing maximum trade margins.

Retail price trend of cereals

During the week under review, the national average price of local rice was observed at US\$ 1.32 per kilogram. At this level, there is a marginal increase compared to a fortnight ago and are almost the same as this time last month. However, remain 14 percent higher than year-earlier levels. Across the monitored markets, the rice grain prices ranged from US\$1 to US\$1.53 per kilogram, with the relatively higher prices being observed in Manatuto and lower prices in Oecusse (Map 1).

Similarly, the price of imported rice seems to have steadied in the last 10 weeks after an observed surge earlier this year but remain 10 percent higher than year-earlier levels.

Fig. 1: Price trend of local rice (US\$/kg)

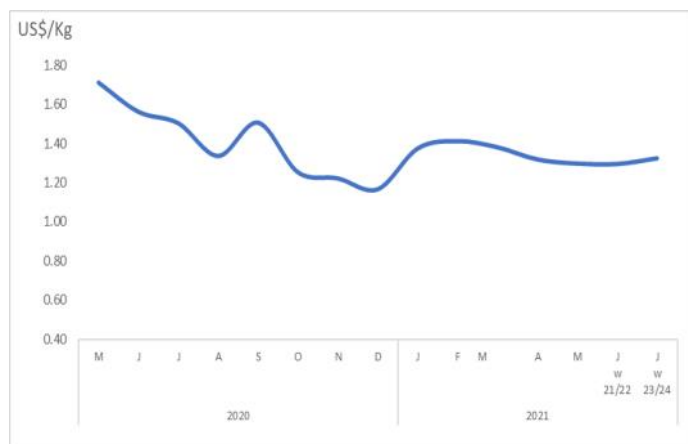
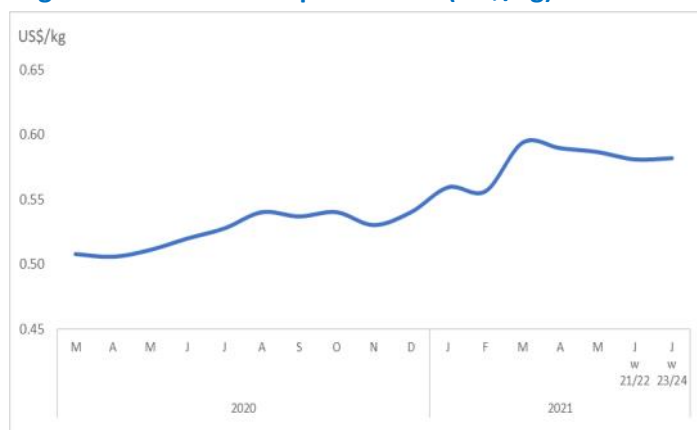


Fig. 2: Price trend of imported rice (US\$/kg)



As of mid-June (week 23 and 24), the national average price was observed at US\$ 0.58 per kilogram. At this level, the prices are almost the same as the previous fortnight and also the same as this time last month. The capital Dili and the municipality of Liquisa have relatively lower prices on account of being first point of entry of imported goods into the country and being closer to the port, respectively (Map 2). On the international market, the FAO ALL Rice Index has continued to remain relatively stable or decreased in the last three months, signalling stable ample supplies.


Policy-wise, Government, through National Logistics Centre is intervening in the market by selling imported rice to retailers at subsidised price of US\$ 12.5 per 25kg bag. And the National Directorate for Commercial Regulation continues to do market price inspection as part of the control on basic need's price in accordance with Decree Law on fixing maximum trade margins. The staple rice is one of the commodities of interest under the decree law.

Retail price trend of non-cereals

During the week under review, the price of non-cereals had mixed observations. There was a decrease or relatively stable prices compared to the previous fortnight for a number of commodities such as sweet potatoes, potatoes, beans, eggs, tomatoes, onions, cooking oil and chill. While increases were observed for chicken, and a marginal increase for salt.



Open market-Oecusse



Open Market-Ainaro



Open Market-Oecusse



Open market-Aileu

Map. 1. Average price of local rice (US\$/kg)



Map. 2: Average price of imported rice (US\$/kg)



Table. 1: Price trend for non-cereals (US\$/kg)

	Current Price US\$/kg	% Change from previous period		
	June (wk 23&24)	2 W	1 M	1 Y
Sweet Potato	0.97	↓ -9	↓ -10	↓ -11
Potato	1.24	↓ -7	↓ -2.4	↓ -2
Taro	0.90	↑ 2	↓ -6	↓ -16
Beans	2.25	↓ -10	↓ -12	↑ 4
Egg	0.17	↓ -8	↓ -9	↓ -40
Chicken	3.62	↑ 9	↑ 12	
Tomato	1.90	↓ -6	↑ 0.2	↑ 19
Onion	2.55	↓ -9	↓ -11	↓ -12
Cooking Oil	1.23	↓ -2	↓ -64	↑ 23
Chili	3.47	↓ -2	↓ -4	↑ 12
Sugar	0.97	↑ 1	↑ 1	↓ -9
Salt	0.60	↑ 3	↑ 4	↓ -8

Methodology : To monitor the impact of COVID-19 on market prices, WFP in collaboration with Ministry of Agriculture and Fisheries, and the General Directorate of Statistics collect food price data on a weekly basis across the country's main markets from 11 municipalities (Ainaro, Aileu, Bobonaro, Dili, Ermera, Lautem, Liquica, Manatuto, Viqueque, Covalima and Oecusse). On average, around 6 traders per market are surveyed, targeted food commodities weighed, and its price averaged per kilogram. Imported rice price are based on the most consumed brand per retailers.

我们的产品



大数据平台

国内宏观经济数据库

国际经济合作数据库

行业分析数据库

条约法规平台

国际条约数据库

国外法规数据库

即时信息平台

新闻媒体即时分析

社交媒体即时分析

云报告平台

国内研究报告

国际研究报告

预览已结束，完整报告链接和二维码如下：

https://www.yunbaogao.cn/report/index/report?reportId=5_1246

