

SAVING
LIVES
CHANGING
LIVES



Market Monitor Report

MAF | GDS | WFP VAM | Food Security Analysis

Timor-Leste | Week 30/31 2020 (July 20—Aug 2)

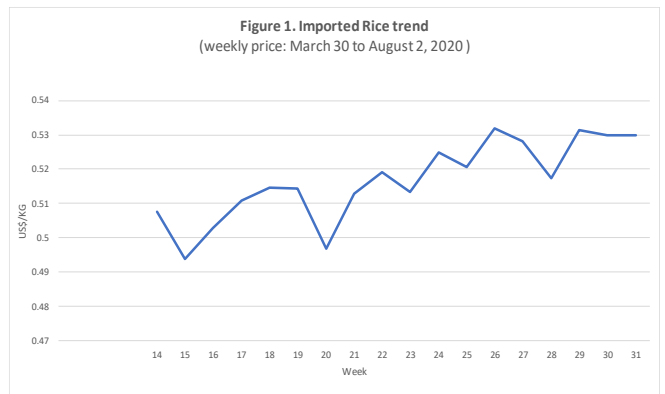
HIGHLIGHTS

- WFP, in collaboration with the Ministry of Agriculture and Fisheries collected data on week 30/31. Monitoring has been conducted on the price of commodities from 75 retailers and 34 fuel stations in twelve municipalities (Ainaro, Aileu, Baucau, Bobonaro, Covalima, Dili, Ermera, Liquica, Manatuto, Manufahi, Lautem, and Oecusse)
- **Cereals (imported rice, local rice, maize, wheat flour):** Imported rice prices remained at an average range between 0.51 US\$/KG to 0.55 US\$/KG. However, Oecusse region shows rise with imported rice at 0.64 US\$/KG and Gasoline price at 4 US\$/Liter. This due to the reduced shipping schedule and higher shipping cost at the time of monitoring. Local rice shows minimal increase whilst wheat flour price decreased by 10% compared to the previous two weeks.
- **Non-Cereal Food:** Overall, prices remained stable if compared to the week 28/29. beans, potatoes, chili and egg prices show minimal rise whilst tomatoes, sweet potatoes, taro, onion, salt, sugar price has decreased.
- Among the 123 responses from retailers, 87% replied sales of the top 5 commodities stayed the same as the previous weeks. Regarding the commodity prices, 107 responded that they stayed the same. Some municipalities reported price increase as Manufahi (rice), Ainaro(sweet potatoes, tomatoes, and potatoes), and Baucau(sweet potatoes).

Retail price of imported rice price trend

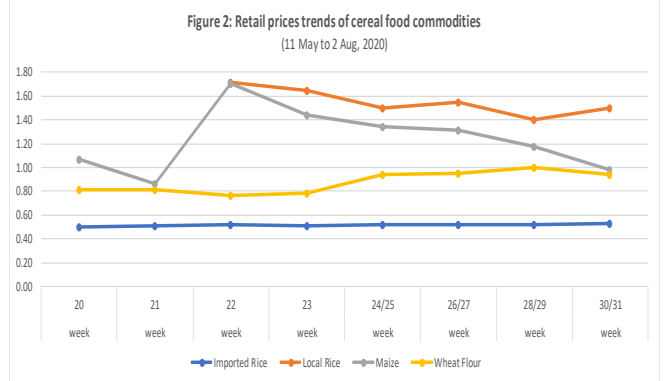
(30 March to 2 Aug)*

Overall average imported rice price stayed within the stable range between 0.51 US\$/kg to 0.55 US\$/kg. However, the trend from March to Aug shows the upward curve with a 5% increase. In week 30/31, the average price shows stable trend (0.53 US\$/KG) in most municipalities compared to the previous two weeks while retailers in Manufahi and Aileu reported a marginal price increase. Especially, Oecusse region reported big rise due to transportation bottle neck. (figure 1)



Retail price trends of cereal food

Imported rice, wheat flour, and local rice remained without extreme price changes compared to the previous two weeks. Imported rice(1%), and wheat flour (6%), and local rice (7%) increased whilst maize price (-16%) decreased. (figure 2).



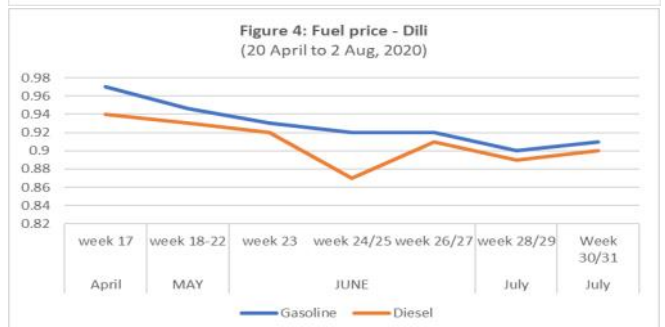
Retail price trends of non-cereal food

Compared to the previous two weeks, in the week 30/31, Bean(10%), frozen whole chicken(4%), Potatoes(5%), and Egg(7%), Chillies(10%), noted negligible increase. Taro(-9%), Sweet potatoes(-23%), and Tomatoes(-14%) prices decreased. Overall, prices stayed in the stable range with the marginal fluctuation. Retailers reported no particular price changes as commodities' prices in Dili were not increased. Whilst Covalima reported chili price increase from the irregular rain and less production of Onion. Liquisa reported less reduction of chili (figure3).



Retail price trends of fuel—Dili

Fuel prices saw marginal rise at the beginning of the state of emergency. The price has slowly recovered to less than 1 US\$/Liter during the past three months. In week 30/31, both gasoline and diesel prices shows negligible increase of 1% (0.91 US\$/liter and 0.90 US\$/liter) except Oecusse where gasoline price rised 4 US\$/Liter due to transportation challenges (figure 4).



Openmarket-Manatuto



Openmarket-Manatuto



Openmarket-Oecusse



Openmarket-Oecusse

To monitor the impact of COVID-19 on market prices, the average retail prices of cereals and non-cereals essential food commodities across the country's main markets in the municipal capital level were monitored and analyzed.

Imported rice price are based on the most consumed brand per retailers.

Oecusse commodity prices were not collected in week 30 due to internal reason.

For more info on WFP Timor-Leste please visit <https://www.wfp.org/countries/timor-leste>

我们的产品



大数据平台

国内宏观经济数据库

国际经济合作数据库

行业分析数据库

条约法规平台

国际条约数据库

国外法规数据库

即时信息平台

新闻媒体即时分析

社交媒体即时分析

云报告平台

国内研究报告

国际研究报告

预览已结束，完整报告链接和二维码如下：

https://www.yunbaogao.cn/report/index/report?reportId=5_3212

