

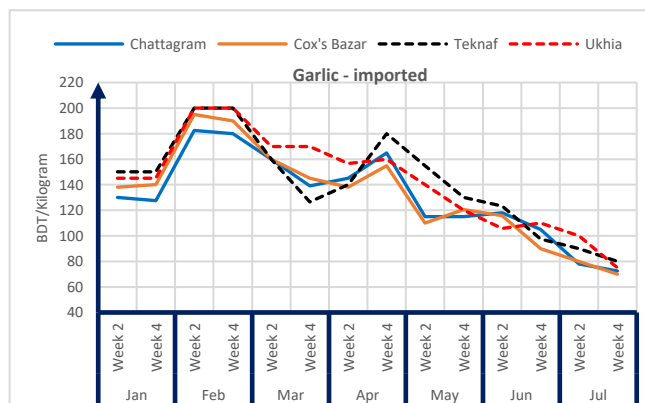
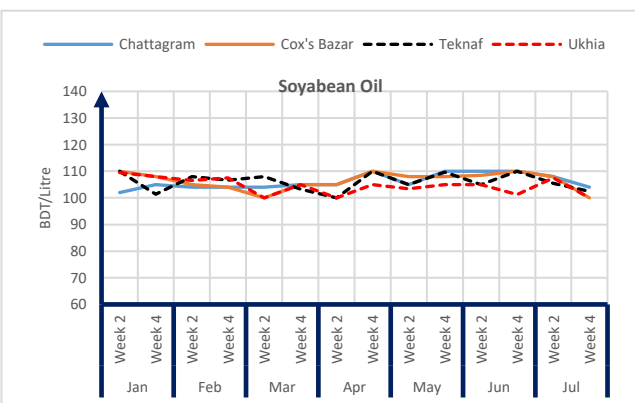
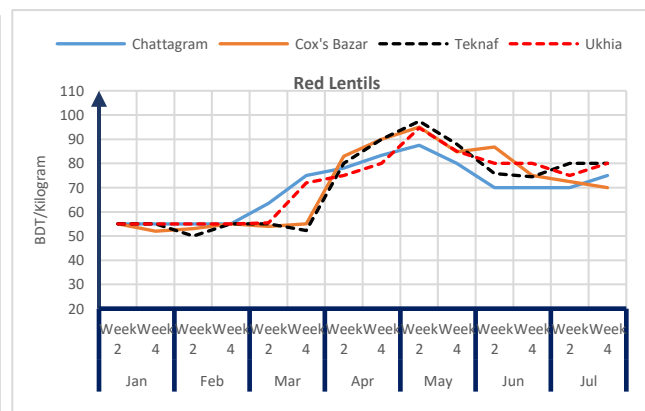
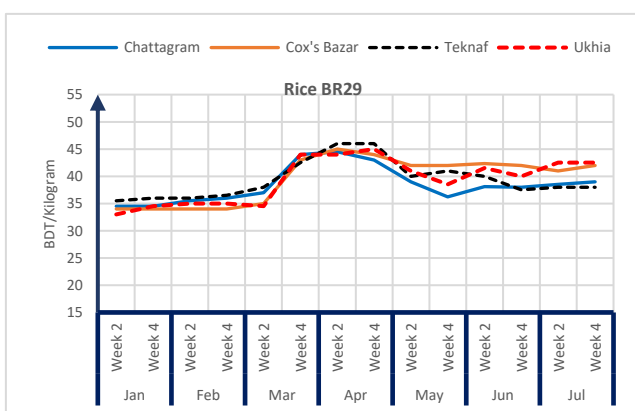
Market Monitor

Cox's Bazar, Bangladesh - July 2020

Key Highlights

- **Mixed price trend of different commodities was observed:** Market price of rice and lentils has experienced marginal hikes in some markets but remained stable in others. Price of garlic, onion, red chilli and eggs have either remained stable or dropped.
- **Whilst supply chains are functional, persistently high transaction costs are possibly driving up prices in harder-to-reach markets,** evident from relatively higher costs of baskets in more southern markets as opposed to central markets in the district and divisional capitals.
- **Food availability continues to be stable, but rice and potato supplies are disrupted** due to heavy rains and monsoon flooding.
- Low consumer spending persists across most markets, with traders reporting drop in sales volume of up to 75 percent compared to normal times. Markets continue to witness fewer operating hours, which also affect business activities.
- In the labour market, **the wage labourers' earnings have diminished by 25 - 50 percent** of what they usually earn due to reduced work hours but with no/minimal changes in wage rates.
- **Camp residents continue to face unfavourable local market conditions:** egg and oil received as assistance are reportedly sold more at a lower price to support purchase of fresh foods. High demand for fresh foods including vegetables, chicken and meat has led to price remaining high.
- **Credit purchase has increased,** but recovery of credit has also become more difficult due to crisis-induced disruption of livelihoods activities.

Food Price Trends



Price comparisons: different periods

Price change comparison: 4th week of July and 4th week of June

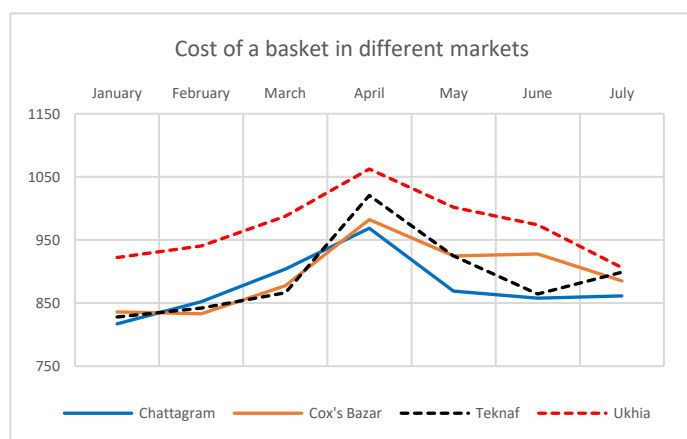
| | Chattagram | Cox's Bazar | Ukhia | Teknaf |
|--------------|------------|-------------|--------|--------|
| Rice BR29 | 3% | 0% | 6% ▲ | 1% |
| Red Lentil | 7% ▲ | -7% | 8% ▲ | 0% |
| Soyabean Oil | -2% | -5% | -5% | -2% |
| Garlic | 4% | -22% ▼ | -32% ▼ | -18% ▼ |
| Onion | -12% ▼ | -4% | 0% | 0% |
| Red Chilli | 0% | -25% ▼ | -12% ▼ | 0% |
| Egg | 0% | -6% ▼ | 0% | 2% |

Price change comparison: 4th week of July 2019 and 2020

| | Chattagram | Cox's Bazar | Ukhia | Teknaf |
|--------------|------------|-------------|--------|--------|
| Rice BR29 | 7% ▲ | 24% ▲ | 21% ▲ | 20% ▲ |
| Red Lentil | 30% ▲ | 40% ▲ | 45% ▲ | 45% ▲ |
| Soyabean Oil | 4% | 0% | 0% | 5% |
| Garlic | -55% ▼ | -53% ▼ | -53% ▼ | -52% ▼ |
| Onion | -12% ▼ | -10% ▼ | -13% ▼ | -14% ▼ |
| Red Chilli | 11% ▲ | 16% ▲ | 26% ▲ | 19% ▲ |
| Egg | -10% ▼ | -11% ▼ | -11% ▼ | -16% ▼ |

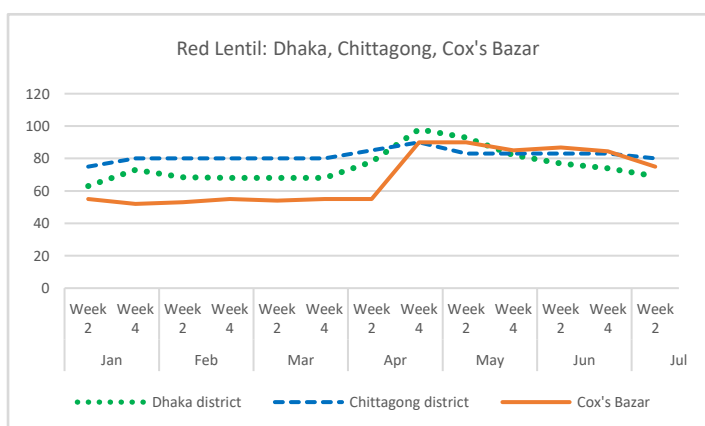
- Prices in most markets have either declined or remained stable except Ukhia, where prices for basic commodities, rice and lentils have marginally risen.
- Imported garlic prices dropped sharply after remaining stable in June, whereas onion prices which emulated this drop in June has now stabilized. Anecdotal evidence from traders reveal that onions are currently being sold at record low prices.
- Compared to the same time last year, before Eid-ul Adha, prices of key staples (rice and lentils) are significantly higher, while that of garlic, onions and eggs are much lower.

Cost of a food basket



- Cost of food basket across most markets dropped by 10 - 15 percent on an average since the peak in April. The cost remains relatively high in Ukhia compared to other markets.
- Cost of a basket in centrally located, better connected markets like Chattagram and Cox's Bazar municipalities have evidently faced less fluctuations than more peripheral markets.
- Anecdotal evidence indicates price fluctuations are potentially masking the invisible difficulties faced by traders such as losses incurred due to booking goods ahead of time, especially for garlic and onions.

National vs. regional price



- Regional prices are mirroring national level price movements, except for a few commodities.
- In Cox's Bazar market, red lentils were sold at relatively lower prices pre-crisis, but the market has not recovered from spikes in April, following the initial lockdown. Yet, central markets in Dhaka and Chattagong have seemingly been more resilient to these price fluctuations.

Camp markets

- Camp markets are reportedly fully operational following the lifting of mobility restrictions. Supply concerns regarding specific commodities have also diminished in line with increased operability of markets.
- Unfavourable terms of trade continue to prevail in camp markets triggered by high demand for fresh vegetables - while green leafy vegetable prices have remained relatively stable, the demand has pushed up prices for tomatoes, brinjal and likes.
- Anecdotal evidence suggests eggs are the most commonly sold assistance items followed by oil. An egg sourced from local markets is sold at 10 BDT/piece in camps (20 percent higher than the host markets) while an egg resold from assistance costs 5 BDT/piece.
- Loss of livelihoods activities and income sources stand out as the overall concern across the camps.

我们的产品



大数据平台

国内宏观经济数据库

国际经济合作数据库

行业分析数据库

条约法规平台

国际条约数据库

国外法规数据库

即时信息平台

新闻媒体即时分析

社交媒体即时分析

云报告平台

国内研究报告

国际研究报告

预览已结束，完整报告链接和二维码如下：

https://www.yunbaogao.cn/report/index/report?reportId=5_3289

