

Hepatitis B Control

Country Profile 2020



World Health
Organization

Western Pacific Region





Hepatitis B Control

Country Profile 2020

© World Health Organization 2021

ISBN 978 92 9061 698 6

All rights reserved. Publications of the World Health Organization are available on the WHO web site (www.who.int) or can be purchased from WHO Press, World Health Organization, 20 Avenue Appia, 1211 Geneva 27, Switzerland (tel.: +41 22 791 3264; fax: +41 22 791 4857; email: bookorders@who.int).

Requests for permission to reproduce or translate WHO publications -whether for sale or for non-commercial distribution- should be addressed to WHO Press through the WHO web site (www.who.int/about/licensing/copyright_form/en/index.html). For WHO Western Pacific Regional Publications, request for permission to reproduce should be addressed to Publications Office, World Health Organization, Regional Office for the Western Pacific, P.O. Box 2932, 1000, Manila, Philippines, fax: +632 8521 1036, email: publications@wpro.who.int

The designations employed and the presentation of the material in this publication do not imply the expression of any opinion whatsoever on the part of the World Health Organization concerning the legal status of any country, territory, city or area or of its authorities, or concerning the delimitation of its frontiers or boundaries. Dotted lines on maps represent approximate border lines for which there may not yet be full agreement.

The mention of specific companies or of certain manufacturers' products does not imply that they are endorsed or recommended by the World Health Organization in preference to others of a similar nature that are not mentioned. Errors and omissions excepted, the names of proprietary products are distinguished by initial capital letters.

All reasonable precautions have been taken by the World Health Organization to verify the information contained in this publication. However, the published material is being distributed without warranty of any kind, either expressed or implied. The responsibility for the interpretation and use of the material lies with the reader. In no event shall the World Health Organization be liable for damages arising from its use.

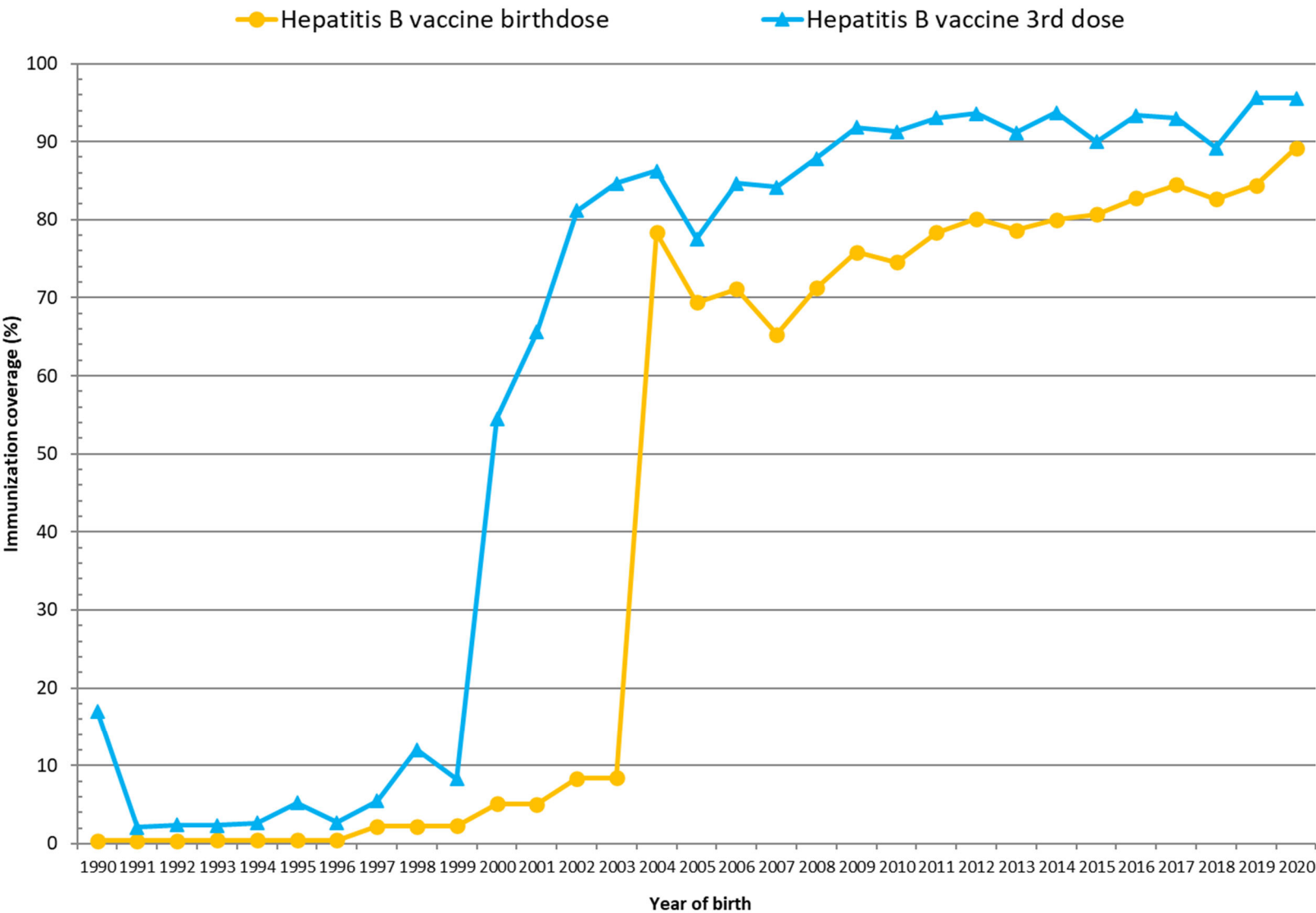
Cover photo: WHO

CONTENTS

| | | | |
|---|----|---|----|
| Regional Progress: Hepatitis B Vaccination Coverage, 1990–2020 | 1 | Mongolia | 20 |
| Regional Progress: Status of the 2020 Hepatitis B Control Milestone of <1% HBsAg Prevalence among 5 year old children | 2 | Nauru | 21 |
| Country Profiles | | New Caledonia | 22 |
| American Samoa | 3 | New Zealand | 23 |
| Australia | 4 | Niue | 24 |
| Brunei Darussalam | 5 | Northern Mariana Islands, Commonwealth of the | 25 |
| Cambodia | 6 | Palau | 26 |
| China | 7 | Papua New Guinea | 27 |
| China, Hong Kong SAR | 8 | Philippines | 28 |
| China, Macao SAR | 9 | Republic of Korea | 29 |
| Cook Islands | 10 | Samoa | 30 |
| Fiji | 11 | Singapore | 31 |
| French Polynesia | 12 | Solomon Islands | 32 |
| Guam | 13 | Tokelau | 33 |
| Japan | 14 | Tonga | 34 |
| Kiribati | 15 | Tuvalu | 35 |
| Lao People’s Democratic Republic | 16 | Vanuatu | 36 |
| Malaysia | 17 | Viet Nam | 37 |
| Marshall Islands | 18 | Wallis and Futuna | 38 |
| Micronesia (Federated States of) | 19 | | |

Regional Progress

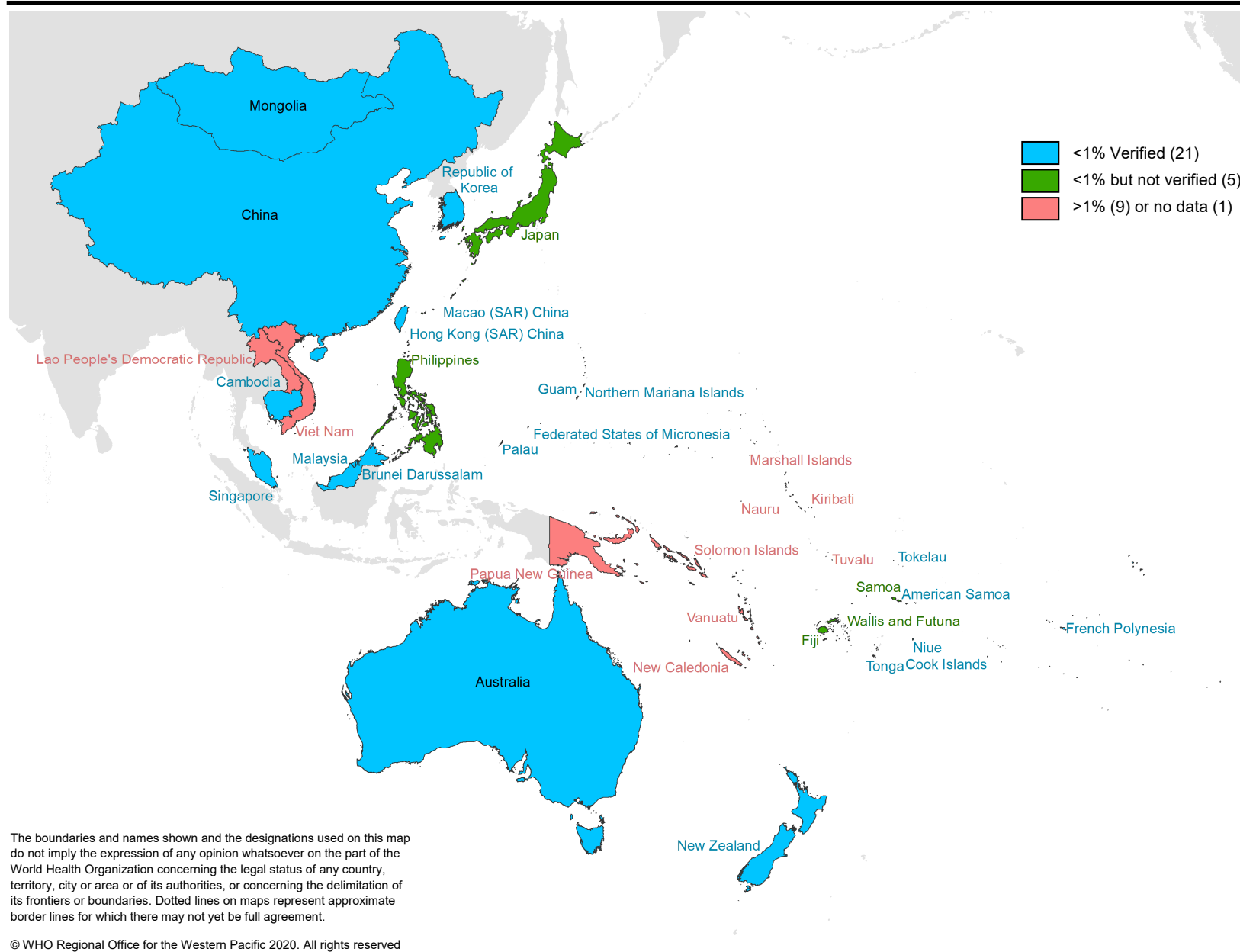
Hepatitis B vaccination coverage, 1990 – 2020



Source: WHO and UNICEF Joint Reporting Form on Immunization
Regional coverage is based on calculated average among all countries, whether they reported coverage or not

Regional Progress as of December 2020

Status of the 2020 Hepatitis B Control Milestone of <1% HBsAg Prevalence among 5 year old children



https://www.yunbaogao.cn/report/index/report?reportId=5_23501

预览已结束，完整报告链接和二维码如下：



Hepatitis B vaccine

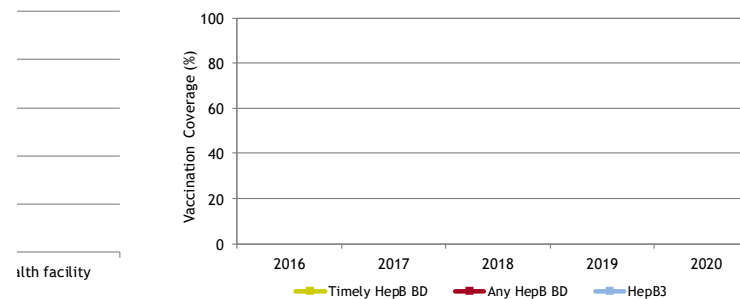
| | | |
|--------|-----------------------------|-----------------------|
| 55 197 | HepB3 introduced nationwide | 1986-1987 |
| 1 287 | HepB birth dose introduced | 1991 |
| 1 278 | Current schedule | 0, 1 month, 12 months |
| 90% | HepB3 type | Monovalent |

WHO verification

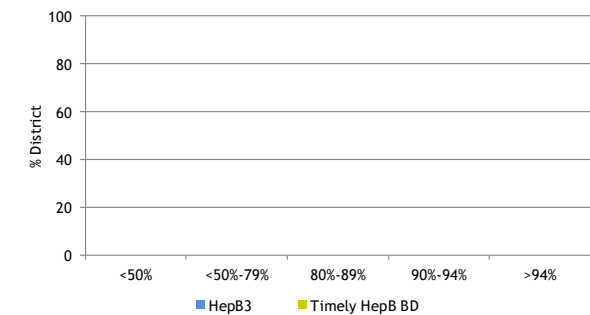
Status of verifying prevalence targets

| | |
|-----------------------|-----------------|
| Verification started: | February 2013 |
| Decision: | <1% in children |
| Decision date: | October 2014 |

Hepatitis B vaccination coverage



2020 Districts by coverage categories



| olled | Sample size | HepB BD % | HepB3 % | DTP3 % | Reference/Notes |
|-------|-------------|--------------|---------|--------------|------------------------------------|
| s | 95 | not reported | 82% | not reported | Mahoney Pac Hth Dialog 1996 |
| s | 432 | 75% | 91% | not reported | Bialek ISVHLD P351 2006 |
| s | 435 | not reported | 87% | not reported | Mahoney Pac Hth Dialog 1996 |
| onths | 1180 | 97% | 82% | 85% | MMWR May 25, 2018 / 67(20);579-584 |

| d | Sampling base | Sample size | HBsAg prevalence (95%CI) | Reference/Notes |
|---|-----------------|-------------|--------------------------|--------------------------|
| | Community based | 93 | 2.2% | Mahoney JID 2009 |
| | Community based | 432 | 0.5% | Bialek ISVHLD P351 2006 |
| | School based | 562 | 0.2% | Govt American Samoa 2012 |

rtus vaccine; HepB3: at least 3 doses of hepatitis B vaccine; HBsAg: hepatitis B surface antigen; SBA: Skilled Birth Attendant; Timely HepB BD: birth dose within 24 hours
d Population Prospects the 2020 revision; Urban Population was derived from World Bank; Unless otherwise noted in the section marked References/Notes, all remaining
Form on Immunization