




Digital implementation investment guide (DIIG): integrating digital interventions into health programmes



Digital implementation investment guide (DIIG): integrating digital interventions into health programmes



Digital implementation investment guide (DIIG): integrating digital interventions into health programmes

ISBN 978-92-4-001056-7 (electronic version)

ISBN 978-92-4-001057-4 (print version)

© World Health Organization 2020.

Some rights reserved. This work is available under the Creative Commons Attribution-NonCommercial-ShareAlike 3.0 IGO licence (CC BY-NC-SA 3.0 IGO; <https://creativecommons.org/licenses/by-nc-sa/3.0/igo/>).

Under the terms of this licence, you may copy, redistribute and adapt the work for noncommercial purposes provided the work is appropriately cited, as indicated below. In any use of this work, there should be no suggestion that WHO endorses any specific organizations, products or services. The use of the WHO logo is not permitted. If you adapt the work, then you must license your work under the same or equivalent Creative Commons licence. If you create a translation of this work, you should add the following disclaimer along with the suggested citation: "This translation was not created by the World Health Organization (WHO). WHO is not responsible for the content or accuracy of this translation. The original English edition shall be the binding and authentic edition."

Any mediation relating to disputes arising under the licence shall be conducted in accordance with the mediation rules of the World Intellectual Property Organization. (<http://www.wipo.int/amc/en/mediation/rules/>).

Suggested citation. Digital implementation investment guide: integrating digital interventions into health programmes. Geneva: World Health Organization; 2020. Licence: [CC BY-NC-SA 3.0 IGO](https://creativecommons.org/licenses/by-nc-sa/3.0/igo/).

Cataloguing-in-Publication (CIP) data. CIP data are available at <http://apps.who.int/iris/>.

Sales, rights and licensing. To purchase WHO publications, see <http://apps.who.int/bookorders/>. To submit requests for commercial use and queries on rights and licensing, see <http://www.who.int/about/licensing/>.

Third-party materials. If you wish to reuse material from this work that is attributed to a third party, such as tables, figures or images, it is your responsibility to determine whether permission is needed for that reuse and to obtain permission from the copyright holder. The risk of claims resulting from infringement of any third-party-owned component in the work rests solely with the user.



General disclaimers. The designations employed and the presentation of the material in this publication do not imply the expression of any opinion whatsoever on the part of WHO concerning the legal status of any country, territory, city or area or of its authorities, or concerning the delimitation of its frontiers or boundaries. Dotted and dashed lines on maps represent approximate border lines for which there may not yet be full agreement.

The mention of specific companies or of certain manufacturers' products does not imply that they are endorsed or recommended by WHO in preference to others of a similar nature that are not mentioned. Errors and omissions excepted, the names of proprietary products are distinguished by initial capital letters.





All reasonable precautions have been taken by WHO to verify the information contained in this publication. However, the published material is being distributed without warranty of any kind, either expressed or implied. The responsibility for the interpretation and use of the material lies with the reader. In no event shall WHO be liable for damages arising from its use.

Design and layout: RRD Design LLC

Contents

	List of figures, tables and boxes	v
	Foreword	vii
	Acknowledgements	viii
	List of abbreviations	ix
	CHAPTER 1: INTRODUCTION	1
	1.1 The Guide's role in planning and implementing a digital health enterprise	4
	1.2 How to use this Guide	8
	1.3 Key terms for using this Guide	11
	1.4 When to use this Guide	14
	CHAPTER 2: FORM THE TEAM AND ESTABLISH GOALS	15
	2.1 Determine roles and responsibilities	17
	2.2 Develop a common understanding of the health programme's needs and goals	22
	2.3 Understand programme operations across levels of the health system	23
	CHAPTER 3: IDENTIFY HEALTH SYSTEM CHALLENGES AND NEEDS	29
	3.1 Map the current state of programme activities	31
	3.1.1 Determine the health programme processes to target	32
	3.1.2 Map the workflows for targeted processes	33
	3.1.3 Identify and confirm bottlenecks	36
	3.2 Conduct a root cause analysis of bottlenecks	36
	3.3 Prioritize bottlenecks	37
	3.4 Map programme-specific bottlenecks to generic health system challenges	38
	CHAPTER 4: DETERMINE APPROPRIATE DIGITAL HEALTH INTERVENTIONS	43
	4.1 Determine and select digital health interventions for the prioritized health system challenges	46
	4.2 Determine whether the enabling environment can support the identified digital health interventions	51
	4.3 Determine what the interventions will need to do	54
	4.3.1 Identify functional requirements and user stories	54
	4.3.2 Understand and manage expectations from end-users and stakeholders	55
	4.3.3 Map future-state workflow	56
	4.4 Determine if existing digital health applications, platforms and enterprises can achieve the requirements	57
	4.5 Progress check	60
	CHAPTER 5: PLAN THE IMPLEMENTATION	63
	5.1 Infrastructure considerations	69
	5.2 Legislation, policy and compliance considerations	70
	5.2.1 Data management, privacy and security	70
	5.2.2 Regulation of new digital health technologies	71
	5.3 Leadership and governance considerations	72
	5.3.1 Governance	72
	5.3.2 External partnerships	73
	5.4 Workforce and training considerations	74
	5.5 Services and applications	77
	5.6 Standards and interoperability	79
	5.7 National digital health strategy and investment plan	79



	CHAPTER 6: LINK THE DIGITAL HEALTH IMPLEMENTATION TO THE ENTERPRISE ARCHITECTURE	81
	6.1 Assess the digital health enterprise architecture	83
	6.2 Identify common and enabling components and shared services (digital health platform)	86
	6.3 Link your digital health investments to the enterprise architecture.....	88
	CHAPTER 7: DEVELOP A BUDGET	91
	7.1 Phases of implementation.....	93
	7.2 Cost drivers	94
	7.3 Budget matrix	100
	CHAPTER 8: MONITOR THE IMPLEMENTATION AND USE DATA EFFECTIVELY	101
	8.1 Establish a logic model for your implementation	104
	8.2 Plan how you will conduct the monitoring and evaluation.....	106
	8.3 Establish a culture of data use	110
	8.4 Adaptive management: Use data to optimize interventions.....	115
	8.5 Progress Check	117
	CHAPTER 9: VALUE PROPOSITION AND NEXT STEPS	119
	References	122
	Annexes	126
	Annex 1.1 Glossary	126
	Annex 1.2 Additional resources for further reading for planning and implementing a digital health enterprise	130
	Annex 2.1 Planning and implementation charter.....	132
	Annex 2.2 Persona worksheet.....	133
	Annex 3.1 Process matrix worksheet	134
	Annex 3.2 Worksheet for mapping bottlenecks to health system challenges	135
	Annex 5.1 Questions for software developers.....	136
	Annex 5.2 Implementation considerations summary template	137
	Annex 5.3 Implementation considerations for specific digital health interventions	138
	Annex 5.4 Illustrative considerations to mitigate data management risks	158
	Annex 6.1 Linking digital health implementations to a national digital health enterprise architecture	160
	Annex 7.1 Budget template	163
	Annex 8.1 Adaptive management checklist.....	165
	Annex 8.2 Logic model template	168

Figures, tables and boxes

Fig. 1.1.1.	Planning and implementing a digital health enterprise: phases, steps and resources.	5
Table 1.1.2.	Resources for planning and implementing a digital health enterprise.	6
Box 1.1.3.	Resources detailing content for specific health programme areas.	7
Fig. 1.1.4.	Essential processes of national digital health implementations.	7
Fig. 1.2.1.	Overview of the chapters in this Digital Implementation Investment Guide.	9
Fig. 1.2.2.	Summary of outputs within a costed implementation plan.	10
Fig. 1.3.1.	Different digital health system architectures.	13
Table 2.1.1.	Key roles and their descriptions.	18
Box 2.1.2.	Resources for establishing governance mechanisms.	19
Fig. 2.2.1.	Example of Nigeria’s national health ICT vision extracted from the national eHealth strategy.	22
Fig. 2.3.1.	Illustrative example of a health system organogram and relationships.	24
Table 2.3.2.	Examples of personas developed when planning an immunization programme.	26
Fig. 3.1.	Adaptation of CRDM approach for defining health system challenges.	31
Fig. 3.1.1.1.	Process matrix illustrating three example processes within a typical vaccination programme.	32
Fig. 3.1.2.1.	Example workflow diagram for a service-delivery process.	34
Box 3.1.2.2.	Conventions that are generally used when mapping workflows.	34
Fig. 3.2.1.	Using the 5 Whys model to identify the root cause of bottlenecks.	37
Table 3.3.1.	Formula for scoring and ranking bottlenecks, with examples.	38
Fig. 3.4.1.	WHO classification of health system challenges.	39
Box 3.4.2.	Linking health system challenges to universal health coverage.	40
Fig. 3.4.3.	Health system needs for universal health coverage.	41
Fig. 4.1.	Redesigning health programme processes.	45
Fig. 4.1.1.	Classifications of digital health interventions.	47
Fig. 4.1.2.	Linkage between health system challenges and digital health interventions.	48
Fig. 4.1.3.	Digital health intervention selection matrix.	49
Table 4.1.4.	Bottlenecks discussed in a multistakeholder meeting.	50
Fig. 4.2.1.	Roles and contributions of component “building blocks” to the enabling environment for digital health enterprises.	52
Box 4.2.2.	Useful resources for assessing the readiness of the enabling environment.	53
Fig. 4.3.1.	Stakeholder relationships with a digital health intervention.	54
Table 4.3.1.1.	An example scenario for a pregnancy-support digital health intervention.	55
Fig. 4.3.2.1.	Examples of different personas interacting with digital health interventions.	56
Fig. 4.3.3.1.	Bottleneck and future-state workflow diagrams.	57
Box 4.4.1.	The Digital Health Atlas and other repositories of digital health implementations.	59
Fig. 4.5.1.	Considerations for designing a digital health enterprise to deploy selected digital health interventions.	61





Fig. 5.1.	Essential components of a digital health implementation.	66
Table 5.2.	Illustrative implementation considerations for digital health..	66
Box 5.3.	Description of digital health interventions reviewed in the WHO guideline.	68
Box 5.1.1.	Resource on hardware management.	69
Box 5.2.1.1.	Examples of policies for data protection and regulation..	71
Box 5.2.2.1.	Resources on regulation of medical device technologies.....	72
Fig. 5.4.1.	Kotter’s eight-step change model.....	75
Fig. 5.4.2.	Linking Kotter’s change model to BID’s touch strategy.	76
Fig. 5.5.1.	Benefits and risks of different software models.	78
Box 5.6.1.	General considerations for standards and interoperability.	79
Fig. 5.6.2.	How mHero integrates digital health interventions using standards.	80
Fig. 6.1.1.	Digital health architectural approach.....	84
Box 6.2.1.	Illustrative list of common components.	86
Fig. 6.2.2.	Digital health investments within the digital health enterprise architecture.....	87
Box 6.3.1.	Key resources for building towards a digital health enterprise architecture.....	89
Fig. 6.3.2.	OpenHIE architectural diagram illustrating mechanisms for interoperability across different applications.	89
Fig. 6.3.3.	Myanmar example of a national digital health enterprise architecture blueprint.....	90
Fig. 7.1.1.	Phases of implementation	93
Table 7.2.1.	Illustrative costs throughout the implementation life cycle.....	95
Table 7.2.2.	BID Initiative cost categories.	98
Table 7.3.1.	Summary budget matrix.	100
Fig. 8.1.	M&E and adaptive management as continual considerations for digital health implementations. .	103
Fig. 8.1.1.	Illustrative logic model of MomConnect digital health investment.	104
Fig. 8.2.1.	Intervention maturity over time.	107
Fig. 8.2.2.	Implementation maturity continuum.	108
Table 8.2.4.	Examples of metrics from the Learning for Impact approach.....	109
Fig. 8.3.1.	Examples of data use.	111
Box 8.3.2.	Immunization Data: Evidence for Action.	111

预览已结束，完整报告链接和二维码如下：

https://www.yunbaogao.cn/report/index/report?reportId=5_24376

