

# Hepatitis B Control

Country Profile 2017







# Hepatitis B Control

Country Profile 2017

WPR/2018/DCD/002

© World Health Organization 2018

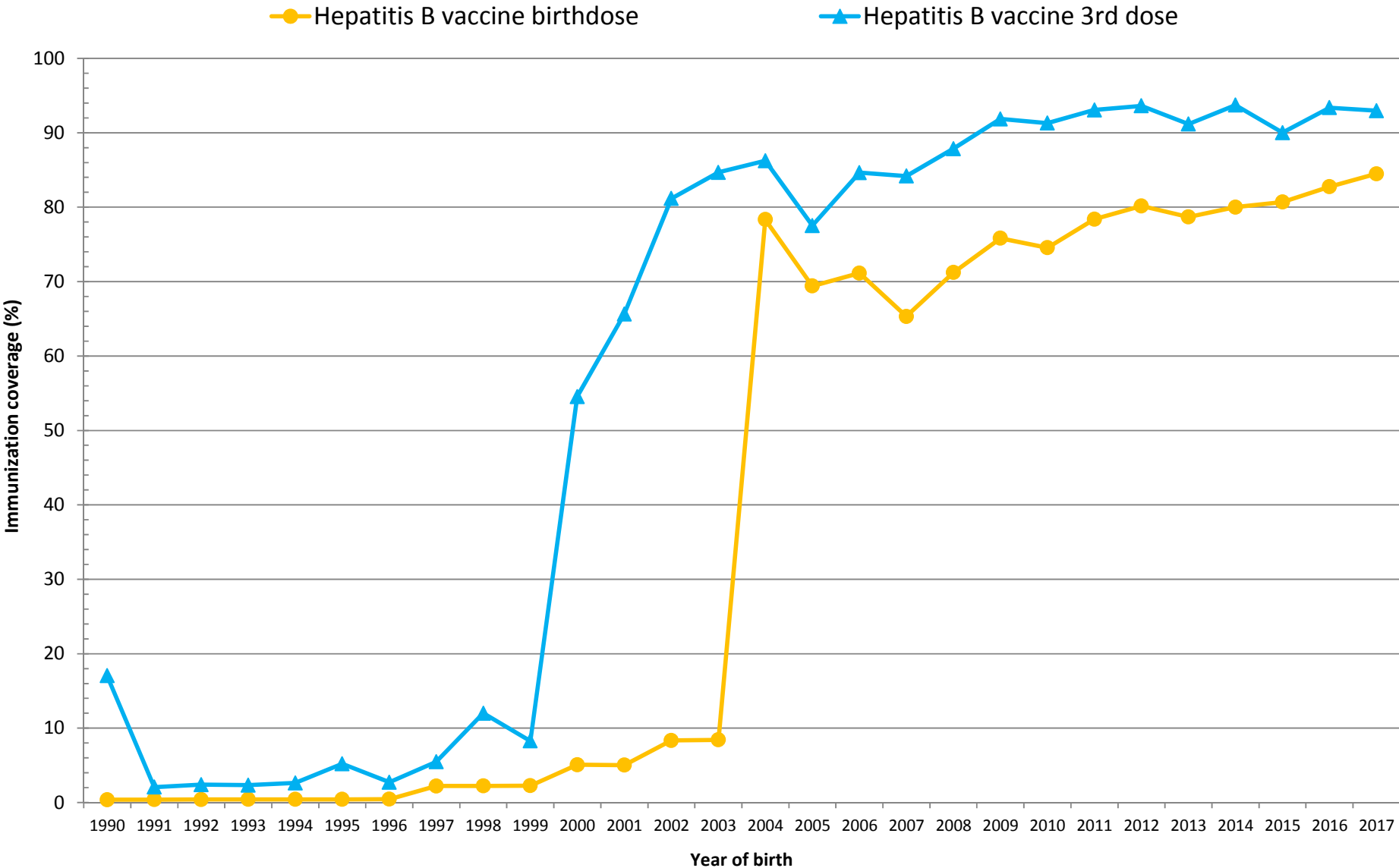
Some rights reserved. This work is available under the CC BY-NC-SA 3.0 IGO licence.

# CONTENTS

<b>Regional Progress: Hepatitis B Vaccination Coverage, 1990–2017</b>	1	Mongolia	20
<b>Regional Progress: Status of the 2017 Hepatitis B Control Milestone of &lt;1% HBsAg Prevalence among 5 year old children</b>	2	Nauru	21
<b>Country Profiles</b>		New Caledonia	22
American Samoa	3	New Zealand	23
Australia	4	Niue	24
Brunei Darussalam	5	Northern Mariana Islands, Commonwealth of the	25
Cambodia	6	Palau	26
China	7	Papua New Guinea	27
China, Hong Kong SAR	8	Philippines	28
China, Macao SAR	9	Republic of Korea	29
Cook Islands	10	Samoa	30
Fiji	11	Singapore	31
French Polynesia	12	Solomon Islands	32
Guam	13	Tokelau	33
Japan	14	Tonga	34
Kiribati	15	Tuvalu	35
Lao People's Democratic Republic	16	Vanuatu	36
Malaysia	17	Viet Nam	37
Marshall Islands	18	Wallis and Futuna	38
Micronesia (Federated States of)	19	Mongolia	

# Regional Progress

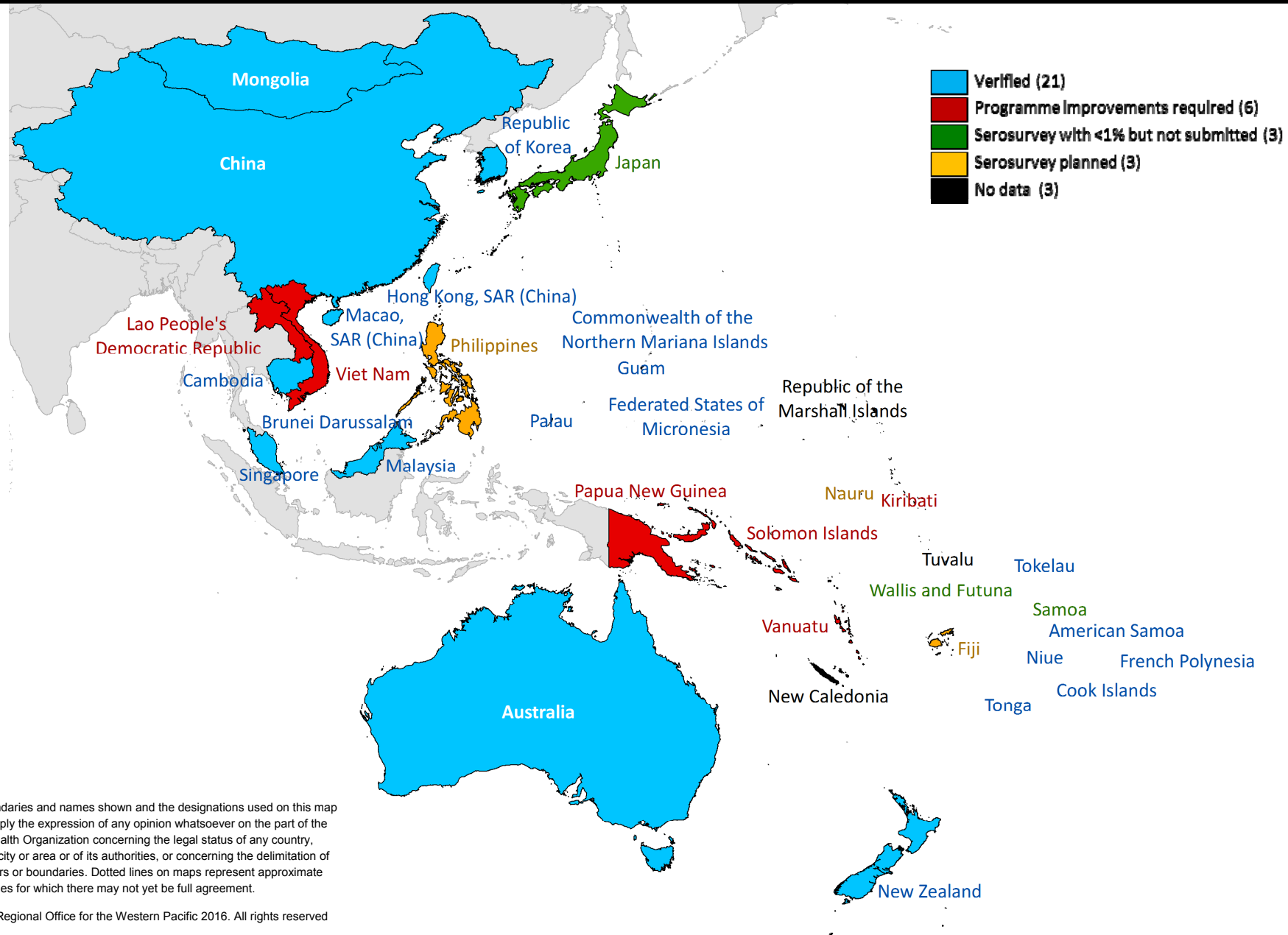
Hepatitis B vaccination coverage, 1990 – 2017



Source: WHO and UNICEF Joint Reporting Form on Immunization  
Regional coverage is based on calculated average among all countries, whether they reported coverage or not

# Regional Progress as of May 2018

Status of the 2017 Hepatitis B Control Milestone of <1% HBsAg Prevalence among 5 year old children





预览已结束，完整报告链接和二维码如下：



### Hepatitis B vaccine

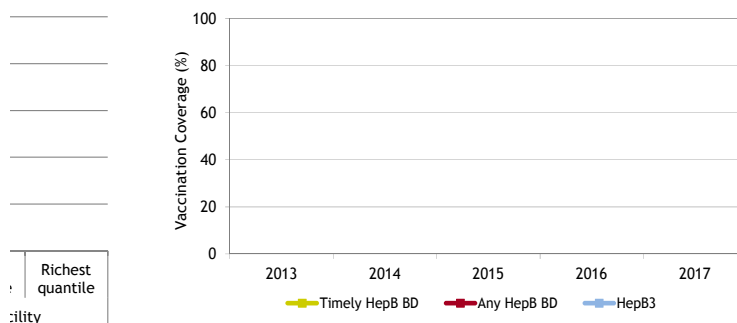
55 641	HepB3 introduced nationwide	1986-1987
1 287	HepB birth dose introduced	1991
1 278	Current schedule	0, 1 month, 12 months
87%	HepB3 type	Monovalent

### WHO verification

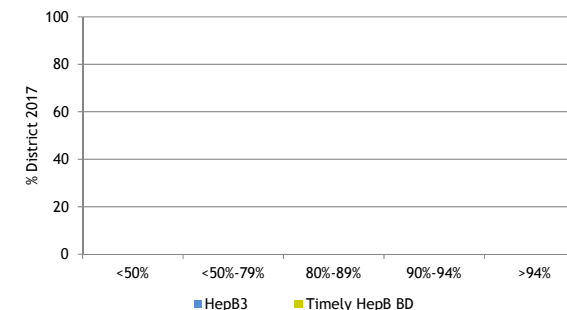
#### Status of verifying prevalence targets

Verification started:	February 2013
Decision:	<1% in children
Decision date:	October 2014

### Hepatitis B vaccination coverage



### 2017 Districts by coverage categories



olled	Sample size	HepB BD %	HepB3 %	DTP3 %	Reference/Notes
s	95	not reported	82%	not reported	Mahoney Pac Hth Dialog 1996
s	432	75%	91%	not reported	Bialek ISVHLD P351 2006
s	435	not reported	87%	not reported	Mahoney Pac Hth Dialog 1996
onths	1180	97%	82%	85%	MMWR May 25, 2018 / 67(20);579-584

d	Sampling base	Sample size	HBsAg prevalence (95%CI)	Reference/Notes
	Community based	93	2.2%	Mahoney JID 2009
	Community based	432	0.5%	Bialek ISVHLD P351 2006
	School based	562	0.2%	Govt American Samoa 2012

rtus vaccine; HepB3: at least 3 doses of hepatitis B vaccine; HBsAg: hepatitis B surface antigen; SBA: Skilled Birth Attendant; Timely HepB BD: birth dose within 24 hours  
d Population Prospects the 2017 revision; Urban Population was derived from World Bank; Unless otherwise noted in the section marked References/Notes, all remaining  
Form on Immunization