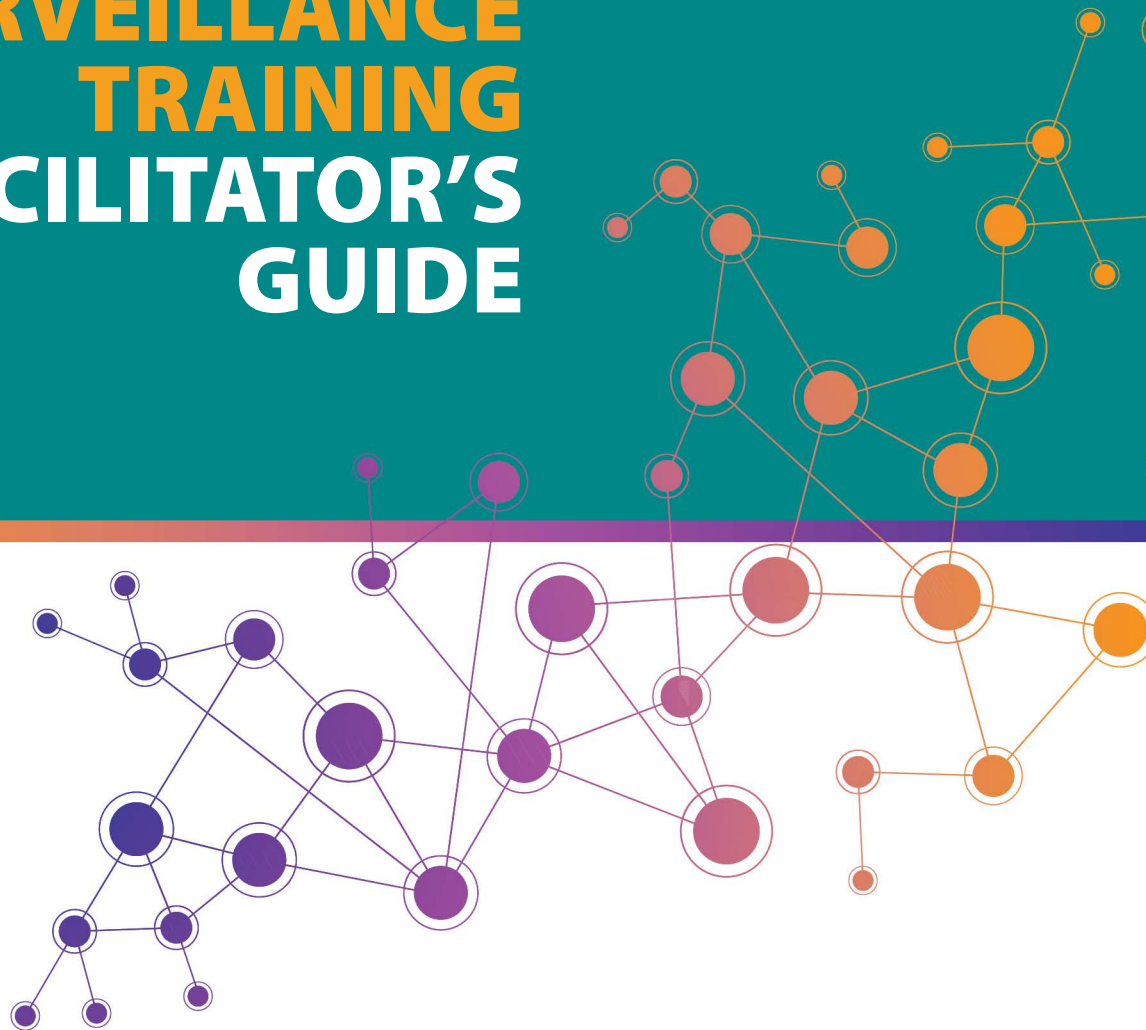


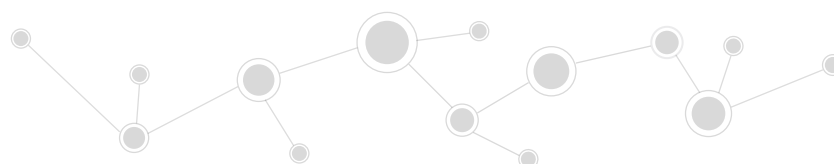
# **BIRTH DEFECTS SURVEILLANCE TRAINING FACILITATOR'S GUIDE**



**International Clearinghouse for Birth Defects  
Surveillance and Research**



**BIRTH DEFECTS  
SURVEILLANCE  
TRAINING  
FACILITATOR'S  
GUIDE**



WHO Library Cataloguing-in-Publication Data

Birth defects surveillance training: facilitator's guide

1. Congenital Abnormalities – prevention and control. 2. Neural Tube Defects. 3. Public Health Surveillance. 4. Teaching Materials. I. World Health Organization. II. Centers for Disease Control and Prevention (U.S.). III. International Clearinghouse for Birth Defects Surveillance and Research.

ISBN 978 92 4 154928 8

(NLM classification: QS 675)

© World Health Organization 2015

All rights reserved. Publications of the World Health Organization are available on the WHO web site ([www.who.int](http://www.who.int)) or can be purchased from WHO Press, World Health Organization, 20 Avenue Appia, 1211 Geneva 27, Switzerland (tel.: +41 22 791 3264; fax: +41 22 791 4857; e-mail: [bookorders@who.int](mailto:bookorders@who.int)).

Requests for permission to reproduce or translate WHO publications – whether for sale or for non-commercial distribution – should be addressed to WHO Press through the WHO website ([www.who.int/about/licensing/copyright\\_form/en/index.html](http://www.who.int/about/licensing/copyright_form/en/index.html)).

The designations employed and the presentation of the material in this publication do not imply the expression of any opinion whatsoever on the part of the World Health Organization concerning the legal status of any country, territory, city or area or of its authorities, or concerning the delimitation of its frontiers or boundaries. Dotted lines on maps represent approximate border lines for which there may not yet be full agreement.

The mention of specific companies or of certain manufacturers' products does not imply that they are endorsed or recommended by the World Health Organization in preference to others of a similar nature that are not mentioned. Errors and omissions excepted, the names of proprietary products are distinguished by initial capital letters.

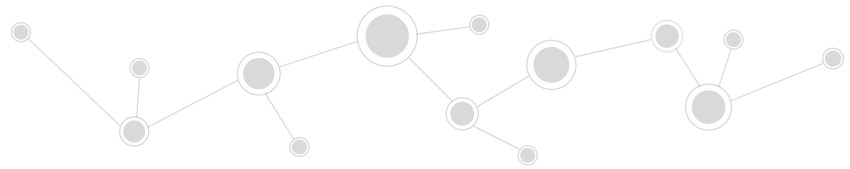
All reasonable precautions have been taken by the World Health Organization to verify the information contained in this publication. However, the published material is being distributed without warranty of any kind, either expressed or implied. The responsibility for the interpretation and use of the material lies with the reader. In no event shall the World Health Organization be liable for damages arising from its use.

Design and layout: Alberto March.

Printed in India.

## Suggested citation

WHO/CDC/ICBDSR. *Birth defects surveillance training: facilitator's guide*. Geneva: World Health Organization; 2015.



## ● Acknowledgements

---

This *facilitator's guide* is a collaborative effort between the World Health Organization (WHO), the National Center on Birth Defects and Developmental Disabilities from the United States (US) Centers for Disease Control and Prevention (CDC), and the International Clearinghouse for Birth Defects Surveillance and Research (ICBDSR). It is meant to serve as a training tool for the development, implementation and ongoing improvement of a congenital anomalies surveillance programme.

We would like to thank the WHO Regional Office for South-East Asia, for providing valuable feedback during the development process. We acknowledge the Division of Birth Defects and Developmental Disabilities Surveillance Workgroup for their contributions toward the development of content for this resource.

We would like to acknowledge Dr Coleen Boyle, Director, National Center on Birth Defects and Developmental Disabilities and Dr Cynthia Moore, Director, Division of Birth Defects and Developmental Disabilities, for their support of the Birth Defects COUNT (Countries and Organizations United for Neural Tube Defects Prevention) initiative.

We would like to acknowledge the technical input in writing this manual of staff from CDC's National Center on Birth Defects and Developmental Disabilities, ICBDSR and WHO, particularly from the following individuals (in alphabetical order): Dr Alejandro Azofeifa, Dr Jose Fernando Arena, Dr Robert J Berry, Dr Lorenzo Botto, Dr Carmen Casanovas, Ms Alina Flores, Dr Jaime Frías, Ms Christina Kilgo, Ms Katherine Lean, Dr Pierpaolo Mastroiacovo, Dr Angela Mayorga, Dr Joseph Mulinare, Dr Juan Pablo Peña-Rosas, Dr Jorge Rosenthal, Dr Csaba Siffel, Dr Joseph Sniezek, Ms Becky Tsang and Ms Diana Valencia.

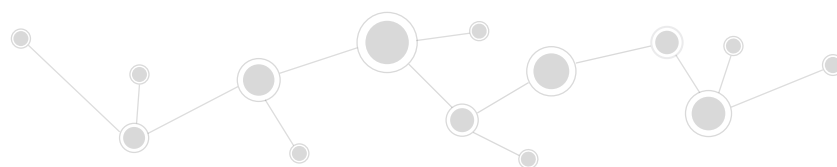
WHO, CDC and ICBDSR gratefully acknowledge the technical input of the meeting participants for the global and regional training on surveillance of congenital anomalies.

We thank Dr Rajesh Mehta and Dr Neena Raina from the WHO Regional Office for South-East Asia for providing valuable feedback during the development process.

## ● Financial support

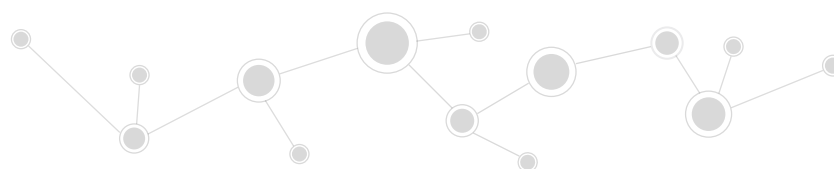
---

WHO thanks the US CDC, especially the National Center on Birth Defects and Developmental Disabilities, for providing financial support for the publication of this guide as part of the cooperative agreement 5 E11 DP002196, *Global prevention of non-communicable disease and promotion of health*.

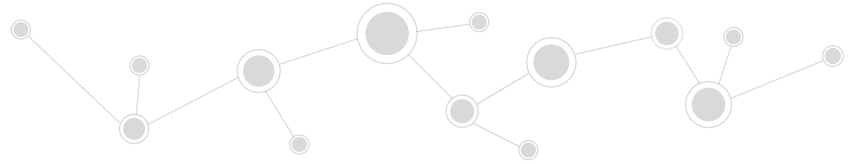


## Contents

Acknowledgements	iii
Financial support	iii
Abbreviations	vi
Introduction	1
Course overview	2
About this surveillance course	2
Target audience	2
Learning objectives	2
Course competencies	2
Structure of the course	2
Course materials	4
Training aids	5
Organizing a training programme	6
Preparation	6
Classroom facilities	6
Accommodation	6
Clerical and logistical support	6
Funds required	6
Opening and closing ceremonies	7
Selecting and preparing the facilitators	7
Selecting participants	9
Arrangements at the course site, before the course begins	9
Actions during the course	10
Resources and materials	10
Facilitator's notes	11
Icon glossary	11
Role of the facilitator	12
Using the <i>Facilitator's guide</i>	13
Before you lead a session	14
When you lead a session	14
Checklist of training skills	14
Pre-course instruction	15
Course instruction	15
<b>MODULE 1: INTRODUCTION TO CONGENITAL ANOMALIES SURVEILLANCE</b>	<b>17</b>
Public health and surveillance of congenital anomalies	18
Congenital anomalies	21
Surveillance	23
Evaluation questions 1	24



<b>MODULE 2: INTRODUCTION TO PLANNING ACTIVITIES AND TOOLS</b>	<b>27</b>
Logic models	<b>28</b>
Legislation	<b>31</b>
Privacy and confidentiality issues	<b>32</b>
Partnerships and funding	<b>34</b>
Communicating with parents	<b>37</b>
Evaluation questions 2	<b>37</b>
<b>MODULE 3: INTRODUCTION TO SURVEILLANCE APPROACHES</b>	<b>39</b>
Epidemiology	<b>41</b>
Population coverage	<b>41</b>
Case ascertainment	<b>46</b>
Case-finding	<b>49</b>
Case inclusion	<b>51</b>
Inclusion criteria	<b>53</b>
Inclusion of pregnancy outcomes	<b>55</b>
Description formats for congenital anomalies	<b>59</b>
Core ascertainment variables	<b>60</b>
Data-collection methods and tools	<b>63</b>
Data collection and management	<b>64</b>
Data-management protocol	<b>64</b>
Data analysis	<b>68</b>
Data dissemination	<b>74</b>
Evaluation questions 3	<b>77</b>
<b>MODULE 4: INTRODUCTION TO DIAGNOSIS OF SELECTED CONGENITAL ANOMALIES</b>	<b>79</b>
External major congenital anomalies for monitoring	<b>80</b>
Evaluation questions 4	<b>84</b>
<b>MODULE 5: INTRODUCTION TO CODING</b>	<b>85</b>
International Classification of Diseases	<b>86</b>
Certainty of diagnosis	<b>87</b>
Personnel responsible for diagnosis and coding	<b>88</b>
Coding of multiple congenital anomalies	<b>88</b>
Considerations for coding congenital anomalies	<b>89</b>
Evaluation questions 5	<b>109</b>
References	<b>111</b>
<b>Annex 1: Congenital anomalies surveillance: tentative programme</b>	<b>112</b>
<b>Annex 2: Pre-course participant assessment of country status</b>	<b>116</b>
Participant workbook	
Description and coding answers	



## ● Abbreviations

<b>CDC</b>	United States Centers for Disease Control and Prevention
<b>COUNT</b>	Countries and Organizations United for Neural Tube Defects Prevention
<b>ETOPFA</b>	elective terminations of pregnancy with fetal anomalies
<b>ICBDSR</b>	International Clearinghouse for Birth Defects Surveillance and Research
<b>ICD-10</b>	<i>International statistical classification of diseases and related health problems, 10th revision</i>
<b>RCPCH</b>	Royal College of Paediatrics and Child Health
<b>USA</b>	United States of America
<b>WHO</b>	World Health Organization

预览已结束，完整报告链接和二维码如下：

[https://www.yunbaogao.cn/report/index/report?reportId=5\\_27391](https://www.yunbaogao.cn/report/index/report?reportId=5_27391)

