


Managing Newborn Problems:

A guide for doctors, nurses,
and midwives



World Health
Organization



unicef



The World Bank
Group



Department of Reproductive Health and Research, World Health Organization, Geneva

WHO Library Cataloguing-in-Publication Data

World Health Organization.

Managing newborn problems: a guide for doctors, nurses, and midwives

(Integrated management of pregnancy and childbirth)

1. Infant, Low birth weight 2. Infant, Newborn, Diseases - diagnosis 3. Infant, Newborn, Diseases - therapy 4. Perinatal care - methods 5. Manuals I. Title II. Series.

ISBN 92 4 154622 0

(NLM Classification: WS 420)

© World Health Organization 2003

All rights reserved. Publications of the World Health Organization can be obtained from Marketing and Dissemination, World Health Organization, 20 Avenue Appia, 1211 Geneva 27, Switzerland (tel: +41 22 791 2476; fax: +41 22 791 4857; email: bookorders@who.int). Requests for permission to reproduce or translate WHO publications – whether for sale or for noncommercial distribution – should be addressed to Publications, at the above address (fax: +41 22 791 4806; email: permissions@who.int).

The designations employed and the presentation of the material in this publication do not imply the expression of any opinion whatsoever on the part of the World Health Organization concerning the legal status of any country, territory, city or area or of its authorities, or concerning the delimitation of its frontiers or boundaries. Dotted lines on maps represent approximate border lines for which there may not yet be full agreement.

The mention of specific companies or of certain manufacturers' products does not imply that they are endorsed or recommended by the World Health Organization in preference to others of a similar nature that are not mentioned. Errors and omissions excepted, the names of proprietary products are distinguished by initial capital letters.

The World Health Organization does not warrant that the information contained in this publication is complete and correct and shall not be liable for any damages incurred as a result of its use.

Printed in Hong Kong

ACKNOWLEDGEMENTS

Primary contributors: Peter Cooper
Robert Johnson
Haroon Saloojee
Jelka Zupan

Contributors: Julia Brothers
Atanu Kumar Jana
Joy Lawn
Indira Narayanan
Chandrakant Ruparelia
Harshad Sanghvi
Achmad Surjono

Editor: Melissa McCormick

Editorial assistance: Sonia Elabd
Dana Lewison
Erin Wagner

Artist: Kimberly Battista

Graphic assistance
and layout: Deborah Raynor


Cover design: Máire Ní Mhearáin

Reviewers:


Youssef Al-Eissa	Adenike Grange	Suradi Rulina
Deema Al Imam	Dasatjipta Guslihan	Irina Ryumina
Anna Alisjahbana	Petra ten Hoope-Bender	D. Setyowireni
Saif Al-Saif	Ardi Kaptiningsih	Mamdouh Shaaban
Duong Thi Cuong	M. Sholeh Kosim	Maryanne Stone-Jimenez
Gary Darmstadt	Ornella Lincetto	Haby Signaté Sy
Sylvia Deganus	Sandra MacDonagh	Skender Sylva
A.M. Djauhariah	Viviana Mangiaterra	Ragnar Tunell
France Donnay	Marie Antonette Mendoza	Ali Usman
Trevor Duke	Pius Okong	Martin Weber
L. Haksari Ekawaty	Kike Osinusi	David Woods
Indarso Fatimah	Vinod K. Paul	John Wyatt
Masanori Fujimura	Nicky Pereira	
Frances Ganges	Chen RuJun	

This guide represents a common understanding between WHO, UNFPA, UNICEF, and the World Bank of key elements of an approach to reducing newborn deaths and disabilities. These agencies cooperate closely in efforts to reduce maternal and neonatal mortality and morbidity. The principles and policies of each agency are governed by the relevant decisions of each agency's governing body, and each agency implements the interventions described in this document in accordance with these principles and policies and within the scope of its mandate.

The guide has also been reviewed and endorsed by the International Pediatric Association, the International Confederation of Midwives, and the International Federation of Gynecology and Obstetrics.



International Pediatric
Association



International Federation of
Gynecology and Obstetrics

The financial support towards the preparation and production of this document, provided by the Governments of Australia, Japan, and the United States of America, is gratefully acknowledged, as is financial support received from The World Bank. In addition, WHO's Making Pregnancy Safer initiative is grateful for the programme support received from the UNFPA and the Governments of The Netherlands, Norway, Sweden, and the United Kingdom of Great Britain and Northern Ireland.

WHO gratefully acknowledges the technical and editorial assistance provided by staff of JHPIEGO's Maternal and Neonatal Health Program, with funding provided by the Maternal and Child Health Division, Office of Health, Infectious Diseases and Nutrition, Bureau for Global Health, U.S. Agency for International Development, under the terms of Award No. HRN-A-00-98-00043-00 and of SOAG documents No. 497-0393 and 497-0008. WHO also acknowledges the technical assistance provided by the Saving Newborn Lives Initiative and BASICS II.



J H P I E G O

An Affiliate of
Johns Hopkins
University

WORKING TO IMPROVE THE HEALTH OF WOMEN AND FAMILIES THROUGHOUT THE WORLD

TABLE OF CONTENTS

Foreword	v
Preface	vii
Introduction	ix
List of Abbreviations	xiii
List of Diagnoses	xv
List of Figures	xvii
List of Tables	xix

SECTION 1: ASSESSMENT, FINDINGS, AND MANAGEMENT

Organizing Care of the Sick or Small Newborn Baby	F-1
Rapid Assessment and Immediate Management	F-5
Further Assessment and Management	F-7
Small Baby	F-23
Multiple Findings (Most often Sepsis or Asphyxia)	F-35
Breathing Difficulty	F-47
Mother with History of Uterine Infection or Fever during Labour or after Birth, or Rupture of Membranes for More than 18 Hours before Birth	F-55
Convulsions or Spasms	F-59
Abnormal Body Temperature	F-69
Jaundice	F-77
Lethargy and Other Non-Specific Signs	F-87
Low Blood Glucose	F-91
Feeding Difficulty	F-93
Vomiting and/or Abdominal Distension	F-99
Diarrhoea	F-107
Bleeding and/or Pallor	F-113
Swelling on Scalp	F-121
Skin and Mucous Membrane Problems	F-127
Umbilicus Red and Swollen, Draining Pus, or Foul Smelling	F-135
Eyes Red, Swollen, or Draining Pus	F-139
Birth Injury	F-145

Birth Defects	F-151
Asymptomatic Newborn Baby of Mother with Hepatitis B, Tuberculosis, Diabetes, or Syphilis	F-155
Mother with HIV	F-159

SECTION 2: PRINCIPLES OF NEWBORN BABY CARE

Maintaining Normal Body Temperature	C-1
Feeding and Fluid Management	C-11
Oxygen Therapy	C-25
Antibiotics	C-31
Infection Prevention	C-37
Clinical Use of Blood	C-47
Immunization	C-51
Assessing Growth	C-53
Communication and Emotional Support	C-57
Transfer and Referral	C-63
Discharge and Follow-Up	C-67

SECTION 3: PROCEDURES

Resuscitating a Baby Who Was Breathing	P-1
Measuring Body Temperature	P-5
Taking Blood Samples	P-9
Measuring Blood Glucose	P-13
Giving Injections	P-15
Establishing an Intravenous Line	P-21
Transfusing Blood	P-31
Inserting a Gastric Tube	P-33
Performing a Lumbar Puncture	P-37
Administering Rectal Paraldehyde	P-41
Draining an Abscess	P-43

SECTION 4: APPENDIX

Record Keeping	A-1
Essential Equipment, Supplies, and Drugs	A-9
Index	A-15

预览已结束，完整报告链接和二维码如下：

https://www.yunbaogao.cn/report/index/report?reportId=5_30175

