

EPIDEMIOLOGY SUMMARY

Volume 18
April–June 2022



World Health
Organization

2022 GMS DATA AT A GLANCE (APR–JUN)*



49 339
cases



1 540 641
tests
conducted

12%

tests compared
to the same
period in 2021

85%

cases compared
to the same
period in 2021



49%

P. falciparum +
mixed cases
compared to the
same period in 2021

91%

P. vivax cases
compared to the
same period in
2021

2022 QUARTER 2 OVERVIEW

In Apr–Jun 2022, Greater Mekong subregion (GMS) countries reported **49 339** malaria cases.

Cambodia

Cambodia reported 1216 cases, a 43% increase compared to the same time period in 2021. *P. falciparum* + mixed cases and *P. vivax* constituted 8% and 91% of cases, respectively.

China (Yunnan Province)

Yunnan reported 30 *P. vivax* cases and 0 *P. falciparum* + mixed cases. Among those, no indigenous cases were reported.

Lao People's Democratic Republic

Lao People's Democratic Republic reported 727 cases, a 9% decrease compared to the same time period in 2021. *P. falciparum* + mixed cases and *P. vivax* constituted 21% and 79% of cases respectively.

Myanmar

Myanmar reported 43842 cases of which 11% were *P. falciparum* + mixed cases and 89% were *P. vivax*. It should be noted that only partial data was available for Myanmar during this period.

Thailand

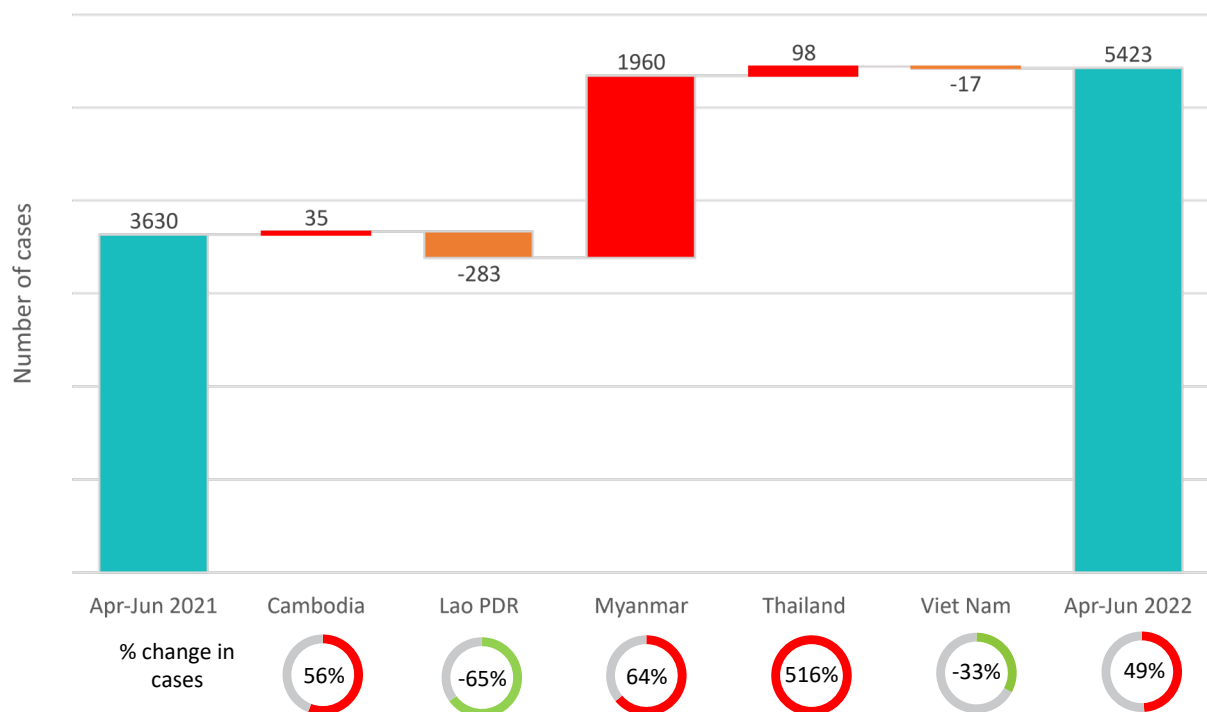
Thailand reported 3448 cases, a 207% increase compared to the same time period in 2021. *P. falciparum* + mixed cases and *P. vivax* constituted 3% and 95% of cases, respectively.

Viet Nam

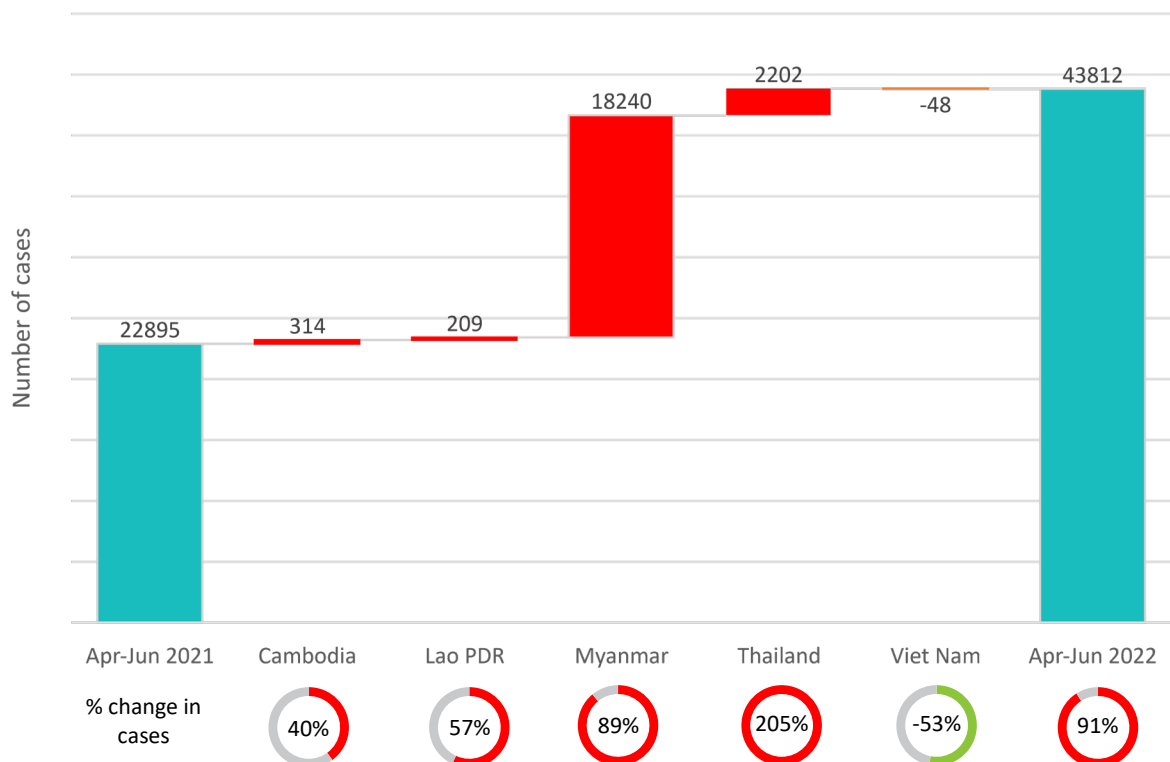
Viet Nam reported 76 cases, a 46% decrease compared to the same time period in 2021. *P. falciparum* + mixed cases and *P. vivax* constituted 45% and 55% of cases, respectively.

*only partial data was available for Myanmar during this period of 2021–2022.

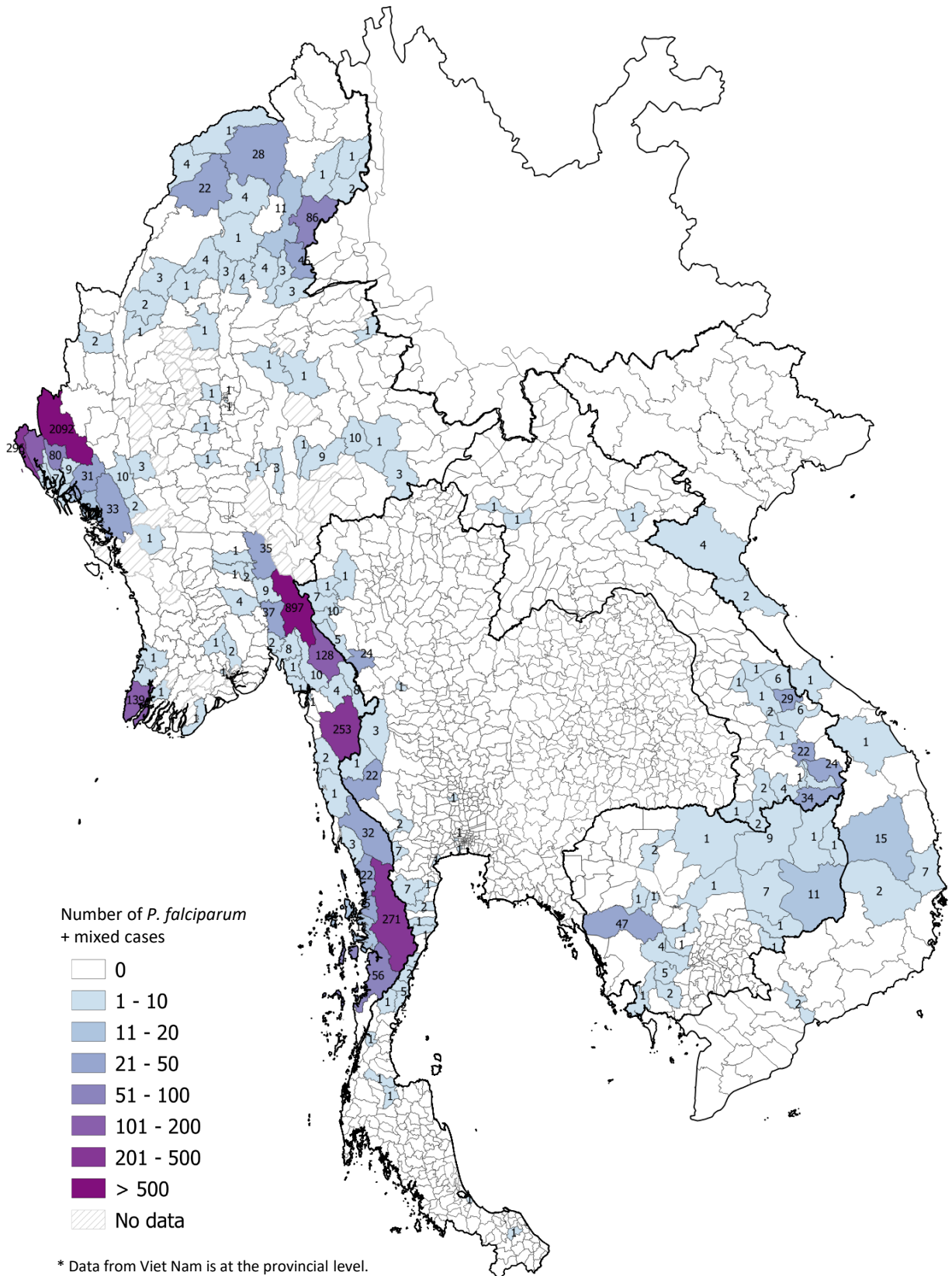
CHANGES IN P. FALCIPARUM + MIXED CASES IN THE GMS FROM APR-JUN 2021 COMPARED TO APR-JUN 2022



CHANGES IN P. VIVAX CASES IN THE GMS FROM APR-JUN 2021 COMPARED TO APR-JUN 2022

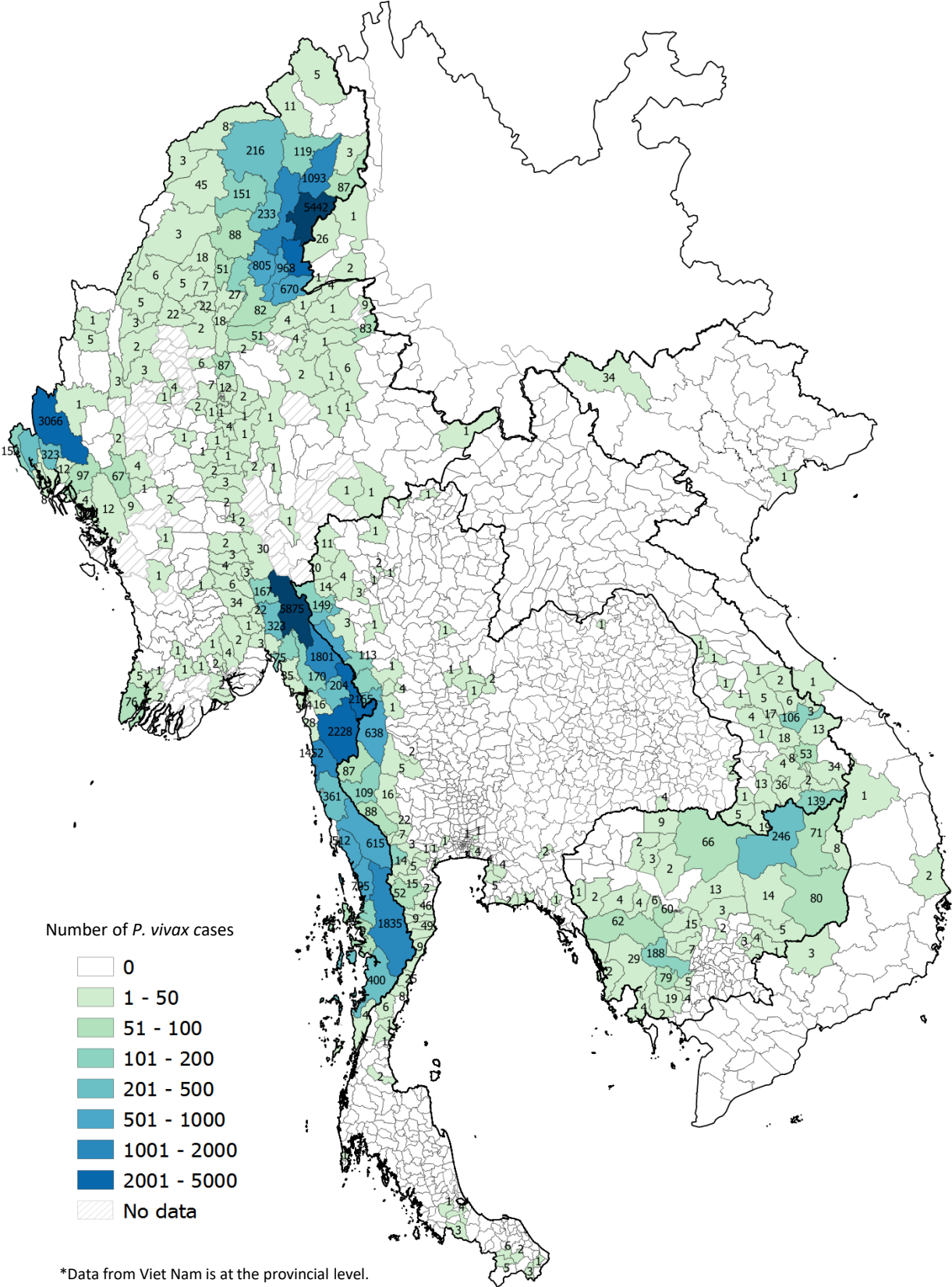


REGIONAL MAP OF *P. FALCIPARUM* + MIXED CASES BY DISTRICT (APR-JUN 2022)*



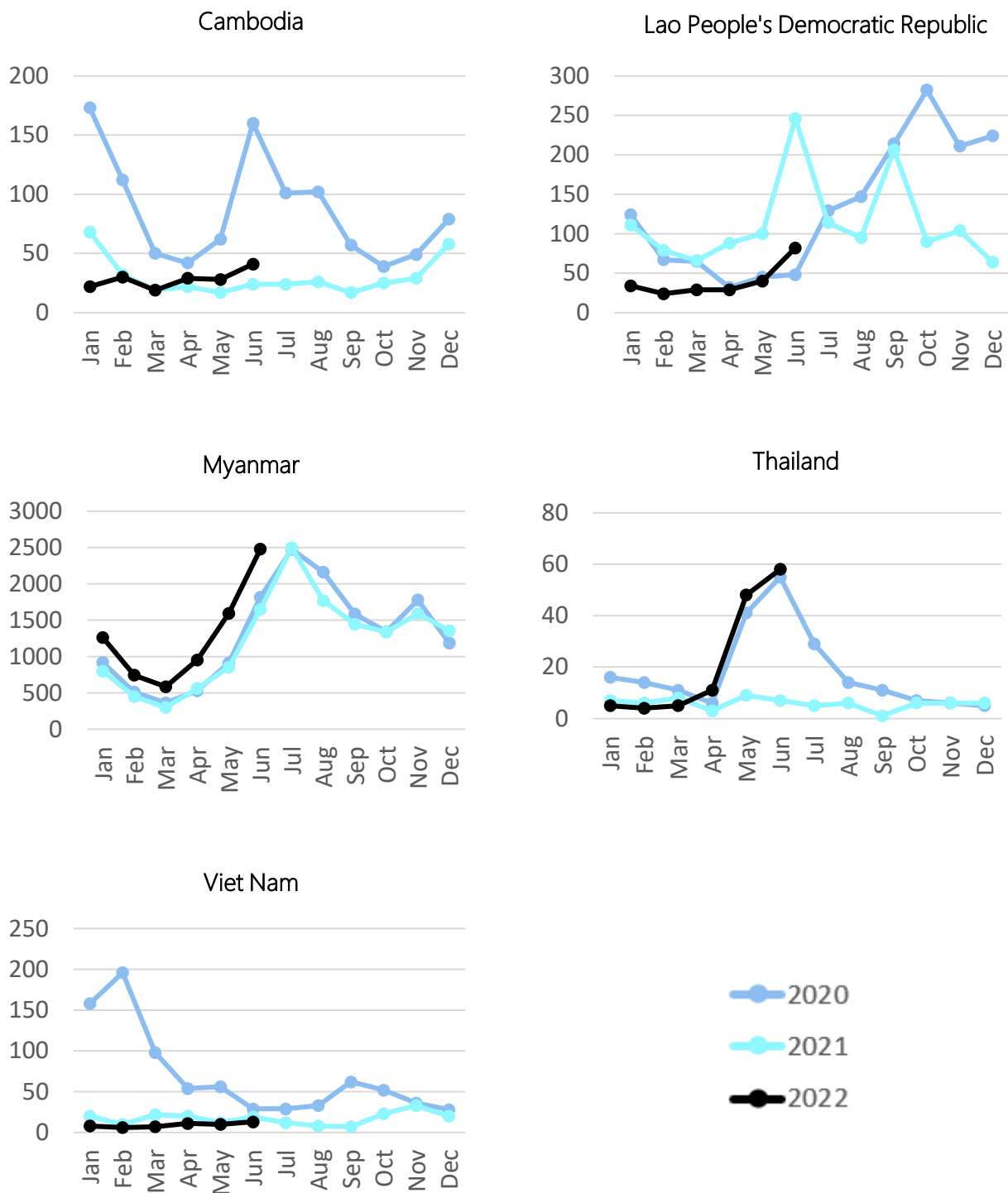
The boundaries, names shown, and the designations used on this map do not imply the expression of any opinion whatsoever on the part of the World Health Organization concerning the legal status of any country, territory, city or area or of its authorities, or concerning the delimitation of its frontiers or boundaries. Dotted and dashed lines on maps represent approximate border lines for which there may not yet be full agreement.

REGIONAL MAP OF P. VIVAX CASES BY DISTRICT (APR-JUN 2022)*



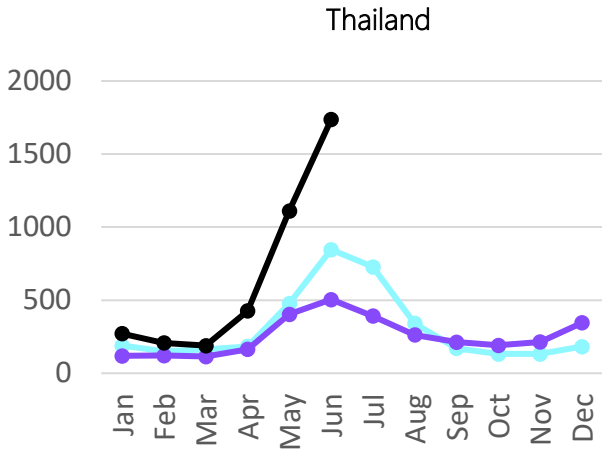
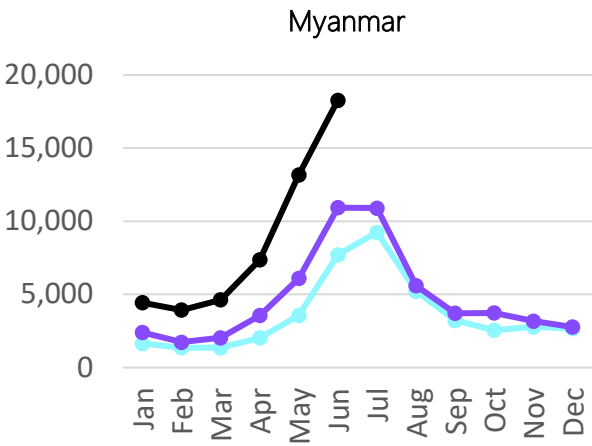
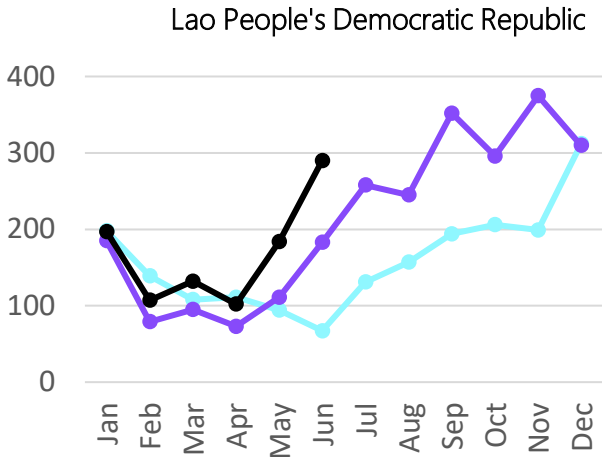
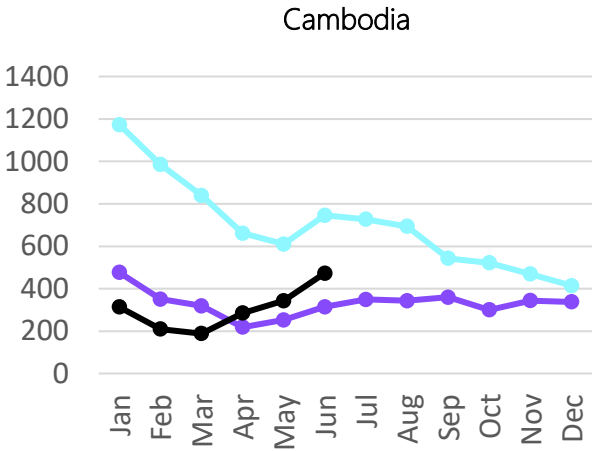
The boundaries, names shown, and the designations used on this map do not imply the expression of any opinion whatsoever on the part of the World Health Organization concerning the legal status of any country, territory, city or area or of its authorities, or concerning the delimitation of its frontiers or boundaries. Dotted and dashed lines on maps represent approximate border lines for which there may not yet be full agreement.

NUMBER OF P. FALCIPARUM + MIXED CASES
BY MONTH AND COUNTRY (2020–2022)*



*Data from 2022 - covers January - March

NUMBER OF P. VIVAX CASES BY MONTH BY COUNTRY* (2020–2022)



预览已结束，完整报告链接和二维码如下：

https://www.yunbaogao.cn/report/index/report?reportId=5_31663

